

# PanelView 5510 Terminals Specifications

Catalog Numbers: 2715P-BxCD, 2715P-BxCD-B, 2715P-BxCD-K, 2715P-CxWD, 2715P-CxWD-B, 2715P-TxCD, 2715P-TxCD-B, 2715P-TxCD-BSK, 2715P-TxCD-K, 2715P-TxWD, 2715P-TxWD-B, 2715P-TxWD-BSK, 2715P-TxWD-K

Topic	Page
Summary of Changes	2
Environmental Specifications	3
Certifications	3
Technical Specifications	4
Terminal Dimensions	8
Studio 5000 Environment	10
Accessories	11
Additional Resources	13

The PanelView™ 5510 terminals are operator interface devices that monitor and control devices that are attached to ControlLogix® 5570 or 5580 controllers, and CompactLogix® 5370, 5380, or 5480 controllers over an EtherNet/IP™ network. Animated graphic and text displays provide a view to operators into the operating state of a machine or process. Operators interact with the control system by using the touch screen or keypad of the terminal.

The PanelView 5510 terminals include these features and capabilities:

- Integrated control and design environment allows information sharing between the PanelView 5510 terminal and the Logix platforms
- Single point of access to the Studio 5000 View Designer® and Studio 5000 Logix Designer® applications<sup>(a)</sup>
- PanelView 5000 terminals are compatible with the following controllers using firmware V27 or later: ControlLogix 5570 and 5580 controllers and CompactLogix 5370, 5380, and 5480 controllers<sup>(b)</sup>
- Supports a maximum of 500 user-defined screens
- Supports a maximum of 4000 Logix-based alarms per controller
- Ethernet communication that supports Device Level Ring (DLR), linear, or star network topologies
- High-speed human machine interface (HMI) button control and easily configured navigation menu
- HTML5 capable web browser that can be used to display webpages, videos (mp4), and IP camera streams (H.264 or MJPEG)
- Automatic Diagnostics capability
- Conformal coating, indicated by a 'K' at the end of the catalog number, is available for all resistive touch terminals
- Brandless, indicated by a "B" at the end of the catalog number, is available for all resistive touch terminals
- Stainless-steel, resistive touch terminals, indicated by an "S" in the catalog number, are available in 9-inch wide-screen, 10-inch, 12-inch wide-screen, and 15-inch sizes. These terminals are also DC-powered, brandless, and conformal coated
- Capacitive touch terminals are available in 7-inch, 10-inch, 12-inch, 15-inch, 19-inch, and 22-inch wide-screen sizes

(a) PanelView 5510 firmware can support up to 4000 Logix-based alarms if you use Studio 5000 View Designer application version 5 and Studio 5000 Logix Designer application version 32 or higher. Earlier versions of the Studio 5000 View Designer or Studio 5000 Logix Designer applications can support up to 1000 Logix-based alarms.

(b) A combination of up to four of these Logix controller models: ControlLogix 5570 or 5580 controllers, or CompactLogix 5370, 5380, or 5480 controllers with revision 27 firmware or later.  
**NOTE:** Each Logix controller can use up to either 4000 tag-based alarms or up to 1000 instruction-based alarms.

## Summary of Changes

This publication contains new and updated information as indicated in this table.

Topic	Page
Corrected the weights of the PanelView 5510 terminals.	4, 6
Corrected the terminal dimensions of several PanelView 5510 terminals.	8
Added information about the gasket replacement kits to the Accessories section and updated Footnote 2 of the Mounting Hardware table.	11
Added publication reference for China RoHS Certifications	3
Added information about the Protective Overlays and Mounting Hardware for capacitive touch terminals	11
Added the 10-in. and 15-in. stainless-steel catalog numbers	Throughout
Added capacitive touch terminal information for catalog numbers: 2715P-C7WD, 2715P-C10WD, 2715P-C12WD, 2715P-C15WD, 2715P-C19WD, 2715P-C22WD, 2715P-C7WD-B, 2715P-C10WD-B, 2715P-C12WD-B, 2715P-C15WD-B, 2715P-C19WD-B, 2715P-C22WD-B	Throughout

## Catalog Numbers

This publication is applicable to these currently available PanelView 5510 terminals.

PanelView 5510	2715P-B7CD, 2715P-B10CD, 2715P-B15CD, 2715P-T7CD, 2715P-T10CD, 2715P-T15CD, 2715P-T19CD, 2715P-T7WD, 2715P-T9WD, 2715P-T12WD
PanelView 5510 Conformal Coated	2715P-B7CD-K, 2715P-B10CD-K, 2715P-B15CD-K, 2715P-T7CD-K, 2715P-T10CD-K, 2715P-T15CD-K, 2715P-T19CD-K, 2715P-T7WD-K, 2715P-T9WD-K, 2715P-T12WD-K
PanelView 5510 Brandless	2715P-B7CD-B, 2715P-B10CD-B, 2715P-B15CD-B, 2715P-T7CD-B, 2715P-T10CD-B, 2715P-T15CD-B, 2715P-T19CD-B, 2715P-T7WD-B, 2715P-T9WD-B, 2715P-T12WD-B
PanelView 5510 Stainless Steel	2715P-T9WD-BSK, 2715P-T10CD-BSK, 2715P-T12WD-BSK, 2715P-T15CD-BSK
PanelView 5510 Capacitive Touch	2715P-C7WD, 2715P-C10WD, 2715P-C12WD, 2715P-C15WD, 2715P-C19WD, 2715P-C22WD, 2715P-C7WD-B, 2715P-C10WD-B, 2715P-C12WD-B, 2715P-C15WD-B, 2715P-C19WD-B, 2715P-C22WD-B

## Environmental Specifications

This table provides environmental specifications for the PanelView 5510 terminals.

Attribute	PanelView 5510 Resistive Touch Terminals	PanelView 5510 Stainless-steel Terminals	PanelView 5510 Capacitive Touch Terminals
Temperature, operating	0...55 °C (32...131 °F)		
Temperature, nonoperating	-25...+70 °C (-13...+158 °F)		
Relative humidity	5...95% without condensation		
Vibration <sup>(1)</sup>	0.012 p-p, 10...57 Hz 2 g peak at 57...500 Hz		
Shock, operating	15 g at 11 ms		
Shock, nonoperating <sup>(2)</sup>	30 g at 11 ms		
Altitude, operating	Sea level to 2000 m (6562 ft)		
Enclosure ratings	NEMA and UL Type 1, 4X, 12 and 13. Rated IP66 as Classified by UL.  Panel thickness must be 1.5...4.8 mm (0.06...0.19 in.).	NEMA and UL Type 1, 4X, 12 and 13. Rated IP69 as Classified by UL. Tested for IP69K according to ISO 20653.  Panel thickness must be 1.5...4.8 mm (0.06...0.19 in.).	NEMA and UL Type 1, 4X, and 12. Rated IP65 according to IEC 60529.  Panel thickness must be 3...6 mm (0.11...0.24 in.) with a max deformation limit on the plane of 0.5 mm (0.01 in.) and panel surface roughness of 120 microns (Rz 120).
Corrosive Atmosphere <sup>(3)</sup> ASTM B845-97 Method K Accelerated Test (20-Day Exposure)	Severity Level G3 <sup>(4)(5)</sup> per ANSI/ISA 71.04.2013, Airborne Contaminants—Gases Severity Level CX <sup>(4)</sup> per IEC 60721-3-3 2019, Chemically Active Substances		—

(1) The 19-inch terminals (2715P-T19CD and 2715P-T19CD-B) are rated to 0.006 p-p, 10...57 Hz, 1 g peak at 57...500 Hz.

(2) The 19-inch terminals (2715P-T19CD and 2715P-T19CD-B) are rated to 15 g at 11 ms.

(3) Applicable to PanelView 5510 conformal-coated PCBA level products with catalog numbers that end in K.

(4) Port plugs/cover must remain installed in unused ports at all times, during storage and operation, for the product to meet its corrosive atmosphere rating.

(5) Up to 86.4 g/(m<sup>2</sup>-yr), mass loss of copper due to corrosion.

## Certifications

This table provides certification information for the PanelView 5510 terminals.

Certification <sup>(1)</sup>	2715P-T19CD, 2715P-T19CD-B, 2715P-T19CD-K2715P-B7CD, 2715P-B7CD-B, 2715P-B10CD, 2715P-B10CD-B, 2715P-B15CD, 2715P-B15CD-B, 2715P-T7CD, 2715P-T7CD-B, 2715P-T7WD, 2715P-T7WD-B, 2715P-T9WD, 2715P-T9WD-B, 2715P-T10CD, 2715P-T10CD-B, 2715P-T12WD, 2715P-T12WD-B, 2715P-T15CD, 2715P-T15CD-B2715P-B7CD-K, 2715P-B10CD-K, 2715P-B15CD-K, 2715P-T7CD-K, 2715P-T7WD-K, 2715P-T9WD-K, 2715P-T10CD-K, 2715P-T12WD-K, 2715P-T15CD-K	2715P-T9WD-BSK, 2715P-T10CD-BSK, 2715P-T12WD-BSK, 2715P-T15CD-BSK, 2715P-C7WD, 2715P-C7WD-B, 2715P-C10WD, 2715P-C10WD-B, 2715P-C12WD, 2715P-C12WD-B, 2715P-C15WD, 2715P-C15WD-B, 2715P-C19WD, 2715P-C19WD-B, 2715P-C22WD, 2715P-C22WD-B
c-UL-us	UL 121201 for use in Hazardous Locations, Class I, Division 2, Groups A, B, C, and D; UL 61010-1, UL 61010-2-201, CAN/CSA-C22.2 No. 61010-1, and CAN/CSA-C22.2 No. 61010-2-201; see <a href="#">2715P-CT004</a>	
CE (EMC)	European Union EMC Directive, compliance with: EN 61131-2; Programmable Controllers (pertinent EMC sections); see <a href="#">2715P-CT003</a>	
UKCA	United Kingdom Statutory Instrument for EMC in compliance with: EN 61131-2: Programmable Controllers (pertinent EMC sections); see <a href="#">2715P-CT015</a>	
EtherNet/IP	ODVA conformance tested to EtherNet/IP specifications; see <a href="#">2715P-CT001</a>	
KC	KC registered; see <a href="#">2715P-CT005</a>	
Marine	See <a href="#">2715P-CT007</a> (ABS), <a href="#">2715P-CT008</a> (BV), <a href="#">2715P-CT011</a> (DNV-GL), <a href="#">2715P-CT013</a> (LR), <a href="#">2715P-CT014</a> (KRS), and <a href="#">LOGIX-CT014</a> (RINA)	—
Morocco	Moroccan EMC Directive, compliance with: NM EN 61131-2; Programmable Controllers EMC; see <a href="#">2715P-CT012</a>	
RCM	Australian Radiocommunications Act, compliance with: EN 61000-6-4; Industrial Emissions; see <a href="#">2715P-CT006</a>	
RoHS	China RoHS <a href="#">PEC-TD003</a> European RoHS Türkiye RoHS (EEE Yönetmeliğine Uygundur. In Conformity with the EEE Regulation) UAE RoHS <a href="#">ENV-CT001</a> KSA RoHS	

(1) When marked. See Product Certifications at [rok.auto/certifications](http://rok.auto/certifications) for declarations of conformity, certificates, and other certification details.

## Technical Specifications

This section provides technical specifications for the PanelView 5510 terminals.

### Technical Specifications, PanelView 5510 Terminals – 6.5-inch, 7-inch, and 9-inch Models

Attribute	6.5 in. Resistive Touch	6.5 in. Resistive Touch with Keypad	7 in. Resistive Touch	7 in. Capacitive Touch	9 in. Resistive Touch
	2715P-T7CD 2715P-T7CD-B 2715P-T7CD-K	2715P-B7CD 2715P-B7CD-B 2715P-B7CD-K	2715P-T7WD 2715P-T7WD-B 2715P-T7WD-K	2715P-C7WD 2715P-C7WD-B	2715P-T9WD 2715P-T9WD-B 2715P-T9WD-K 2715P-T9WD-BSK
Operator input	Touch plus menu navigation button	Touch with keypad plus menu navigation button	Touch plus menu navigation button	Capacitive touch	Touch plus menu navigation button
Conformal coated	Yes			No	Yes
Display type	Color TFT LCD (thin-film-transistor, liquid-crystal display)				
Display size, diagonal	6.5 in.		7 in. wide-screen		9 in. wide-screen
View area, W x H	132 x 99 mm (5.2 x 3.9 in.)		152 x 91 mm (6.0 x 3.6 in.)		196 x 118 mm (7.7 x 4.6 in.)
Display resolution/aspect ratio	640 x 480 VGA/4:3		800 x 480 WVGA/5:3		
Color depth	24-bit color graphics (16.7 million colors)				
Brightness, typical	300 cd/m <sup>2</sup> (Nits) or greater				
Backlight	Light-emitting diode, non-replaceable; Life: 50,000 h min at 40 °C (104 °F) to half-brightness				
Backlight power consumption, typical	3 W				4 W
Touch screen	Analog resistive; Actuation rating: 1 million presses; Operating force: <100 grams			Projective capacitive	Analog resistive; Actuation rating: 1 million presses; Operating force: <100 grams
Keypad	–	12 function keys: L1...L6, R1...R6 Numeric keypad and navigation keys Actuating rating: 1 million presses Operating force: 300 grams	–	–	–
Battery (real-time clock backup)	Accuracy: +/-2 minutes per month; Battery life: 4 years min at 25 °C (77 °F); Replacement: CR2032 lithium coin cell				
Memory RAM User available	1 GB RAM 1 GB nonvolatile storage for projects				
Secure Digital (SD) card slot	One SD card slot for external storage; supports cat. no. 1784-SDx cards. See <a href="#">SD and SDHC Cards on page 12</a> .				
USB ports Host Device	Two USB 2.0 high-speed (type A) host ports to support removable USB drives for external storage, 0.5 A at 5V DC. One USB 2.0 high-speed (type B) device port to connect to a host computer that is software-feature dependent.				
Ethernet port	Two 10/100Base-T, Auto MDI/MDIX Ethernet ports that support (Device Level Ring) DLR, linear, or star network topologies.				
Status indicators	STS (status, green), ERR (error, red)				
Software	Studio 5000® environment provides a single portal to View Designer and Logix Designer applications.				
Input voltage	24V DC nom (18...30V DC)				
Power consumption, max	22 W		17 W		24 W
Power consumption, typical	12 W		17 W		14 W
Power dissipation	41 BTU/hr.				48 BTU/hr.
Inrush current, typical	7 A		5.5 A		7 A
Power supply	Supports SELV and PELV 24V DC supplies <sup>(1)(2)</sup>				
Weight, approx	1.2 kg (2.65 lb)	1.47 kg (3.24 lb)	1.3 kg (2.87 lb)	1.34 kg (2.95 lb)	1.58 kg (3.48 lb) <sup>(3)</sup>
Terminal dimensions, approx	See <a href="#">PanelView 5510 Resistive Touch Terminal and Cutout Dimensions on page 8</a>			See <a href="#">PanelView 5510 Capacitive Touch Terminal and Cutout Dimensions on page 9</a>	See <a href="#">PanelView 5510 Resistive Touch Terminal and Cutout Dimensions on page 8</a>
Cutout dimensions, approx					

(1) DC-powered terminals support safety extra low voltage (SELV) and protective extra low voltage (PELV) 24V DC power supplies such as cat. nos. 1606-XLP95E, 1606-XLP100E, 2711P-RSACDIN.

(2) Where PELV is defined in IEC 61131-2

(3) The approximate weight of the PanelView 5510 stainless-steel 9 in. terminal is 2.1 kg (4.63 lbs).

## Technical Specifications, PanelView 5510 Terminals – 10.4-inch and 12-inch Models

Attribute	10.4 in. Resistive Touch	10.4 in. Resistive Touch with Keypad	10.1 in. Capacitive Touch	12.1 in. Resistive Touch	12.1 in. Capacitive Touch
	2715P-T10CD 2715P-T10CD-B 2715P-T10CD-K 2715P-T10CD-BSK	2715P-B10CD 2715P-B10CD-B 2715P-B10CD-K	2715P-C10WD 2715P-C10WD-B	2715P-T12WD 2715P-T12WD-B 2715P-T12WD-K 2715P-T12WD-BSK	2715P-C12WD 2715P-C12WD-B
Operator input	Touch plus menu navigation button	Touch with keypad plus menu navigation button	Capacitive touch	Touch plus menu navigation button	Capacitive touch
Conformal coated	Yes		No	Yes	No
Display type	Color TFT LCD (thin-film-transistor, liquid-crystal display)				
Display size, diagonal	10.4 in.		10.1 in. wide-screen	12.1 in. wide-screen	
View area, W x H	211 x 158 mm (8.3 x 6.2 in.)		217 x 136 mm (8.3 x 5.3 in.)	261 x 163 mm (10.3 x 6.4 in.)	
Display resolution/aspect ratio	800 x 600 SVGA/4:3		1200 x 800 WXGA, 16:10		
Color depth	24-bit color graphics (16.7 million colors)		24-bit color graphics (16.2 million colors)	24-bit color graphics (16.7 million colors)	
Brightness, typical	300 cd/m <sup>2</sup> (Nits) or greater				
Backlight	Light-emitting diode, non-replaceable; Life: 50,000 h min at 40 °C (104 °F) to half-brightness				
Backlight power consumption, typical	4 W		5 W		7 W
Touch screen	Analog resistive; Actuation rating: 1 million presses; Operating force: <100 grams		Projective capacitive	Analog resistive; Actuation rating: 1 million presses; Operating force: <100 grams	Projective capacitive
Keypad	12 function keys: L1...L6, R1...R6 Numeric keypad and navigation keys Actuating rating: 1 million presses Operating force: 300 grams	16 function keys: L1...L8, R1...R8 Numeric keypad and navigation keys Actuating rating: 1 million presses Operating force: 300 grams	—		
Battery (real-time clock backup)	Accuracy: +/-2 minutes per month; Battery life: 4 years min at 25 °C (77 °F); Replacement: CR2032 lithium coin cell				
Memory RAM User available	1 GB RAM 1 GB nonvolatile storage for projects				
Secure Digital (SD) card slot	One SD card slot for external storage; supports cat. no. 1784-SDx cards. See <a href="#">SD and SDHC Cards on page 12</a> .				
USB ports Host Device	Two USB 2.0 high-speed (type A) host ports to support removable USB drives for external storage, 0.5 A at 5V DC. One USB 2.0 high-speed (type B) device port to connect to a host computer that is software-feature dependent.				
Ethernet port	Two 10/100Base-T, Auto MDI/MDIX Ethernet ports that support (Device Level Ring) DLR, linear, or star network topologies.				
Status indicators	STS (status, green), ERR (error, red)				
Software	Studio 5000 environment provides a single portal to View Designer and Logix Designer applications.				
Input voltage	24V DC nom (18...30V DC)				
Power consumption, max	25 W		22 W	26 W	29 W
Power consumption, typical	15 W		13 W	16 W	17 W
Power dissipation	51 BTU/hr.		57 BTU/hr.	62 BTU/hr.	81 BTU/hr.
Inrush current, typical	7 A		5.5 A	7 A	5.5 A
Power supply	Supports SELV and PELV 24V DC supplies <sup>(1)(2)</sup>				
Weight, approx	2.28 kg (5.03 lb) <sup>(3)</sup>	2.58 kg (5.69 lb)	1.77 kg (3.90 lb)	2.54 kg (5.6 lb) <sup>(3)</sup>	2.42 kg (5.33 lb)
Terminal dimensions, approx	See <a href="#">PanelView 5510 Resistive Touch Terminal and Cutout Dimensions on page 8</a>		See <a href="#">PanelView 5510 Capacitive Touch Terminal and Cutout Dimensions on page 9</a>	See <a href="#">PanelView 5510 Resistive Touch Terminal and Cutout Dimensions on page 8</a>	See <a href="#">PanelView 5510 Capacitive Touch Terminal and Cutout Dimensions on page 9</a>
Cutout dimensions, approx	See <a href="#">PanelView 5510 Resistive Touch Terminal and Cutout Dimensions on page 8</a>		See <a href="#">PanelView 5510 Capacitive Touch Terminal and Cutout Dimensions on page 9</a>	See <a href="#">PanelView 5510 Resistive Touch Terminal and Cutout Dimensions on page 8</a>	See <a href="#">PanelView 5510 Capacitive Touch Terminal and Cutout Dimensions on page 9</a>

(1) DC-powered terminals support safety extra low voltage (SELV) and protective extra low voltage (PELV) 24V DC power supplies such as cat. nos. 1606-XLP95E, 1606-XLP100E, 2711P-RSACDIN.

(2) Where PELV is defined in IEC 61131-2

(3) The approximate weight of the PanelView 5510 stainless-steel 10.4-inch terminal is 3.25 kg (7.2 lbs).

Technical Specifications, PanelView 5510 Terminals – 15-inch models

Attribute	15 in. Resistive Touch	15.6 in. Capacitive Touch	15 in. Resistive Touch with Keypad
	2715P-T15CD 2715P-T15CD-B 2715P-T15CD-K 2715P-T15CD-BSK	2715P-C15WD 2715P-C15WD-B	2715P-B15CD 2715P-B15CD-B 2715P-B15CD-K
Operator input	Touch plus menu navigation button	Capacitive touch	Touch with keypad plus menu navigation button
Conformal coated	Yes	No	Yes
Display type	Color TFT LCD (thin-film-transistor, liquid-crystal display)		
Display size, diagonal	15 in.	15.6 in. wide-screen	15 in.
View area, W x H	304 x 228 mm (12 x 9 in.)	344 x 194 mm (13.5 x 7.6 in.)	304 x 228 mm (12 x 9 in.)
Display resolution/aspect ratio	1024 x 768 XGA, 4:3	1920 x 1080 HD 1080, 16:9	1024 x 768 XGA, 4:3
Color depth	24-bit color graphics (16.7 million colors)	24-bit color graphics (16.2 million colors)	24-bit color graphics (16.7 million colors)
Brightness, typical	300 cd/m <sup>2</sup> (Nits) or greater		
Backlight	Light-emitting diode, non-replaceable Life: 50,000 h min at 40 °C (104 °F) to half-brightness		
Backlight power consumption, typical	8.5 W	7 W	8.5 W
Touch screen	Analog resistive Actuation rating: 1 million presses Operating force: <100 grams	Projective capacitive	Analog resistive Actuation rating: 1 million presses Operating force: <100 grams
Keypad	–		20 function keys: L1...L10, R1...R10 Numeric keypad and navigation keys Actuating rating: 1 million presses Operating force: 300 grams
Battery (real-time clock backup)	Accuracy: +/-2 minutes per month Battery life: 4 years min at 25 °C (77 °F) Replacement: CR2032 lithium coin cell		
Memory RAM User available	1 GB 1 GB nonvolatile storage for projects		
Secure Digital (SD) card slot	One SD card slot for external storage; supports cat. no. 1784-SDx cards. See <a href="#">SD and SDHC Cards on page 12</a> .		
USB ports Host Device	Two USB 2.0 high-speed (type A) host ports to support removable USB drives for external storage, 0.5 A at 5V DC. One USB 2.0 high-speed (type B) device port to connect to a host computer that is software-feature dependent.		
Ethernet port	Two 10/100Base-T, Auto MDI/MDIX Ethernet ports that support (Device Level Ring) DLR, linear, or star network topologies.		
Status indicators	STS (status, green), ERR (error, red)		
Software	Studio 5000 environment provides a single portal to View Designer and Logix Designer applications.		
Input voltage	24V DC nom (18...30V DC)		
Power consumption, max	33 W		
Power consumption, typical	27 W	23 W	27 W
Power dissipation	62 BTU/hr.	95 BTU/hr.	62 BTU/hr.
Inrush current	7 A	5.5 A	7 A
Power supply	Supports SELV and PELV 24V DC supplies <sup>(1)(2)</sup>		
Weight, approx	3.69 kg (8.14 lb) <sup>(3)</sup>	3.70 kg (8.15 lb)	4.14 kg (9.13 lb)
Terminal dimensions, approx	See <a href="#">PanelView 5510 Resistive Touch Terminal and Cutout Dimensions on page 8</a> .	See <a href="#">PanelView 5510 Capacitive Touch Terminal and Cutout Dimensions on page 9</a> .	See <a href="#">PanelView 5510 Resistive Touch Terminal and Cutout Dimensions on page 8</a> .
Cutout dimensions, approx			

(1) DC-powered terminals support safety extra low voltage (SELV) and protective extra low voltage (PELV) 24V DC power supplies such as cat. nos. 1606-XLP95E, 1606-XLP100E, 2711P-RSACDIN.

(2) Where PELV is defined in IEC 61131-2

(3) The approximate weight of the PanelView 5510 stainless-steel 15-in terminal is 4.7 kg (10.4 lb).

## Technical Specifications, PanelView 5510 Terminals – 19-inch and 22-inch models

Attribute	19 in. Resistive Touch	18.5 in. Capacitive Touch	21.5 in. Capacitive Touch
	2715P-T19CD 2715P-T19CD-B 2715P-T19CD-K	2715P-C19WD 2715P-C19WD-B	2715P-C22WD 2715P-C22WD-B
Operator input	Touch plus menu navigation button	Capacitive touch	
Conformal coated	Yes	No	
Display type	Color TFT LCD (thin-film-transistor, liquid-crystal display)		
Display size, diagonal	19 in.	18.5 in. wide-screen	21.5 in. wide-screen
View area, W x H	376 x 301 mm (14.8 x 11.9 in.)	409 x 230 mm (16.10 x 9.1 in.)	477 x 268 mm (18.76 x 10.6 in.)
Display resolution/aspect ratio	1280 x 1024 SXGA, 5:4	1920 x 1080 HD 1080, 16:9	
Color depth	24-bit color graphics (16.7 million colors)		
Brightness, typical	300 cd/m <sup>2</sup> (Nits) or greater		
Backlight	Light-emitting diode, non-replaceable Life: 50,000 h min at 40 °C (104 °F) to half-brightness		
Backlight power consumption, typical	18 W	19 W	22 W
Touch screen	Analog resistive Actuation rating: 1 million presses Operating force: <100 grams	Projective capacitive	Projective capacitive
Keypad	–		
Battery (real-time clock backup)	Accuracy: +/-2 minutes per month Battery life: 4 years min at 25 °C (77 °F) Replacement: CR2032 lithium coin cell		
Memory RAM User available	1 GB 1 GB nonvolatile storage for projects		
Secure Digital (SD) card slot	One SD card slot for external storage; supports cat. no. 1784-SDx cards. See <a href="#">SD and SDHC Cards on page 12</a> .		
USB ports Host Device	Two USB 2.0 high-speed (type A) host ports to support removable USB drives for external storage, 0.5 A at 5V DC. One USB 2.0 high-speed (type B) device port to connect to a host computer that is software-feature dependent.		
Ethernet port	Two 10/100Base-T, Auto MDI/MDIX Ethernet ports that support (Device Level Ring) DLR, linear, or star network topologies.		
Status indicators	STS (status, green), ERR (error, red)		
Software	Studio 5000 environment provides a single portal to View Designer and Logix Designer applications.		
Input voltage	24V DC nom (18...30V DC)		
Power consumption, max	43 W		40 W
Power consumption, typical	30 W	34 W	29 W
Power dissipation	113 BTU/hr.	129 BTU/hr.	119 BTU/hr.
Inrush current	7 A	5.5 A	
Power supply	Supports SELV and PELV 24V DC supplies <sup>(1)(2)</sup>		
Weight, approx	5.62 kg (12.39 lb)	5.12 kg (11.29 lb)	6.73 kg (14.84 lb)
Terminal dimensions, approx	See <a href="#">PanelView 5510 Resistive Touch Terminal and Cutout Dimensions on page 8</a>		See <a href="#">PanelView 5510 Capacitive Touch Terminal and Cutout Dimensions on page 9</a>
Cutout dimensions, approx			

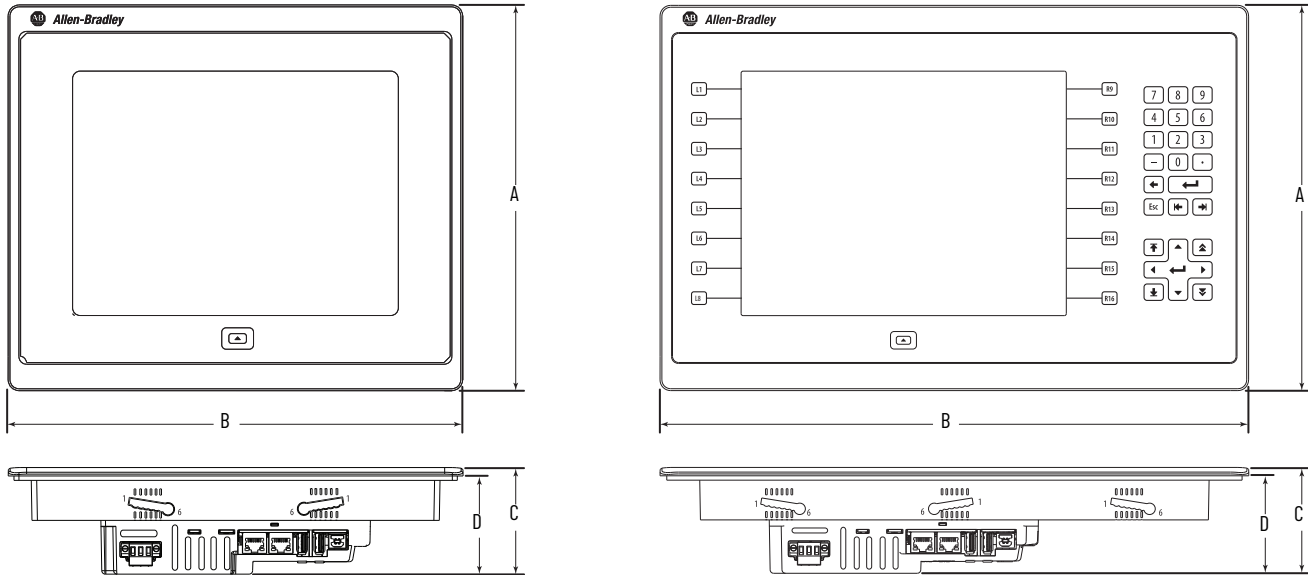
(1) DC-powered terminals support safety extra low voltage (SELV) and protective extra low voltage (PELV) 24V DC power supplies such as cat. nos. 1606-XLP95E, 1606-XLP100E, 2711P-RSACDIN.

(2) Where PELV is defined in IEC 61131-2

## Terminal Dimensions

This section provides dimensions for the PanelView 5510 terminals.

### PanelView 5510 Resistive Touch Terminal Dimensions - (10.4-inch terminal shown)



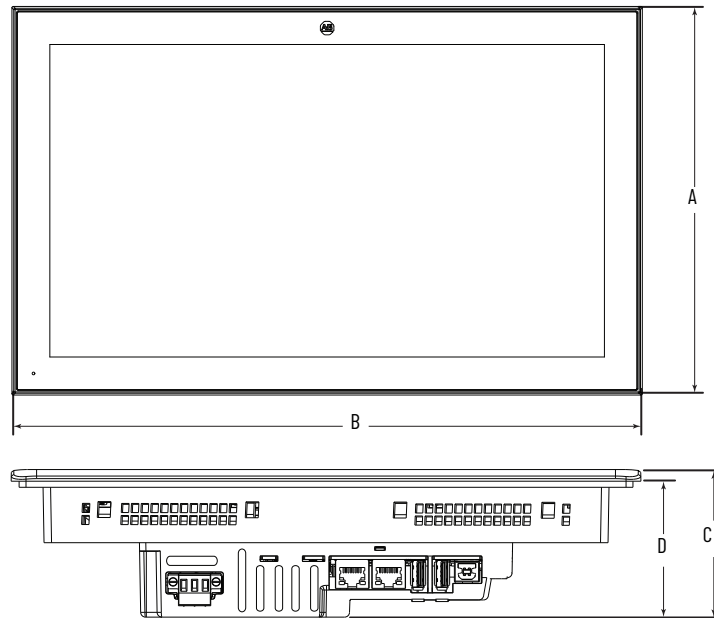
### PanelView 5510 Resistive Touch Terminal and Cutout Dimensions

Terminal Size	Input Type	Terminal Dimensions				Cutout Dimensions	
		Height (A)	Width (B)	Overall Depth (C)	Mounted Depth (D) <sup>(1)</sup>	Height (A)	Width (B)
6.5 in.	Keypad and touch	179 mm (7.05 in.)	285 mm (11.22 in.)	69.5 mm (2.74 in.)	64 mm (2.50 in.)	142 mm (5.59 in.)	237 mm (9.33 in.)
	Touch	170 mm (6.69 in.)	212 mm (8.35 in.)				184 mm (7.24 in.)
7 in.	Touch	178 mm (7.00 in.)	237 mm (9.3 in.)			148 mm (5.82 in.)	207 mm (8.15 in.)
9 in.	Touch	190 mm (7.48 in.)	280 mm (11.02 in.)			162 mm (6.38 in.)	252 mm (9.92 in.)
10.4 in.	Keypad and touch	252 mm (9.92 in.)	385 mm (15.16 in.)			224 mm (8.82 in.)	335 mm (13.19 in.)
	Touch		297 mm (11.69 in.)			269 mm (10.59 in.)	
12.1 in.	Touch	246 mm (9.69 in.)	340 mm (13.39 in.)			218 mm (8.58 in.)	312 mm (12.28 in.)
15 in.	Keypad and touch	322 mm (12.68 in.)	484 mm (19.06 in.)			290 mm (11.42 in.)	418 mm (16.46 in.)
	Touch	318 mm (12.52 in.)	381 mm (15.00 in.)	353 mm (13.90 in.)			
19 in.	Touch	411 mm (16.18 in.)	485 mm (19.09 in.)	383 mm (15.08 in.)	457 mm (17.99 in.)		

(1) When mounted in a panel, the front of the bezel extends less than 6.36 mm (0.25 in.) from the front of the panel.



**PanelView 5510 Capacitive Touch Terminal Dimensions - (10.1-inch terminal shown)**



**PanelView 5510 Capacitive Touch Terminal and Cutout Dimensions**

Terminal Size	Terminal Dimensions				Cutout Dimensions	
	Height (A)	Width (B)	Overall Depth (C)	Mounted Depth (D) <sup>(1)</sup>	Height (A)	Width (B)
7 in.	150.6 mm (6.14 in.)	207 mm (8.44 in.)	64.1 mm (2.52 in.)	58.1 mm (2.29 in.)	139.5 mm (5.65 in.)	196 mm (7.95 in.)
10.1 in.	187.9 mm (7.66 in.)	269.5 mm (11 in.)	63.9 mm (2.52 in.)	57.4 mm (2.26 in.)	174 mm (7.10 in.)	255.5 mm (10.42 in.)
12.1 in.	217 mm (8.85 in.)	315 mm (12.85 in.)	64.9 mm (2.56 in.)	57.4 mm (2.26 in.)	203 mm (8.28 in.)	301 mm (12.28 in.)
15.6 in.	251 mm (10.24 in.)	401.5 mm (16.38 in.)	64.9 mm (2.56 in.)	57.4 mm (2.26 in.)	237.5 mm (9.69 in.)	387.5 mm (15.81 in.)
18.5 in.	288 mm (11.75 in.)	467.2 mm (19.06 in.)	67.9 mm (2.67 in.)	57.4 mm (2.26 in.)	274 mm (11.18 in.)	453 mm (18.48 in.)
21.1 in.	325.6 mm (13.28 in.)	534.2 mm (21.80 in.)	67.9 mm (2.67 in.)	57.4 mm (2.26 in.)	311.5 mm (12.71 in.)	520 mm (21.22 in.)

(1) When mounted in a panel, the front of the bezel extends less than 10.6 mm (0.42 in.) from the front of the panel.

## Studio 5000 Environment

Use the Studio 5000 environment to create HMI applications for the PanelView 5510 terminal.



This environment includes these major components:

- **Studio 5000 View Designer** – the application where you create and design projects for a specific PanelView 5510 terminal and deploy that project to the terminal.  
A project that is created for one terminal size can be converted for other terminals across the entire 5510 platform, regardless of size.
- **Studio 5000 Logix Designer** – the application that is used to develop control logic for a CompactLogix or ControlLogix controller and deploy that logic to the terminal.

## Accessories

This section lists accessories for the PanelView 5510 terminals.

### Protective Overlays

Cat. No.	Display Size	Operator Input			Quantity
		Capacitive Touch	Resistive Touch	Keypad and Resistive Touch	
2711P-RGB7P	6.5 in.			•	3
2711P-RGT7SP				•	3
2711P-RGT7W	7 in. wide-screen		•		3
2715P-C7WD		•			3
2711P-RGT9SP	9 in. wide-screen		•		3
2715P-C10WD	10.1 in. wide-screen	•			3
2711P-RGB10P	10.4 in.			•	3
2711P-RGT10SP			•		3
2715P-C12WD	12.1 in. wide-screen	•			3
2711P-RGT12SP			•		3
2711P-RGB15P	15 in.			•	3
2711P-RGT15SP			•		3
2715P-C15WD	15.6 in. wide-screen	•			3
2715P-C19WD	18.5 in. wide-screen	•			3
2711P-RGT19P	19 in.		•		3
2715P-C22WD	21.5 in. wide-screen	•			3

### Hygienic Gasket Replacement Kits for Resistive Touch Stainless-steel Terminals

Cat. No.	Description <sup>(1)</sup>	Terminal Series	Quantity
2711P-RGST9WB	Hygienic gasket, blue, silicone, with ribs for 9 in. Series A stainless-steel terminals	A	1
2711P-RGST12WB	Hygienic gasket, blue, silicone, with ribs for 12 in. Series A stainless-steel terminals	A	1
2711P-RGST10	Hygienic gasket, blue, silicone, with ribs for 10 in. Series A stainless-steel terminals	A	1
2711P-RGST15	Hygienic gasket, blue, silicone, with ribs for 15 in. Series A stainless-steel terminals	A	1

(1) The gasket material is FDA approved according to FDA 21 CFR 177.2600.

### Mounting Hardware

Cat. No.	Description	Quantity
2711P-RMCP	Mounting levers (black) <sup>(1)</sup>	16
2711P-RTMC	Mounting clips for stainless-steel terminals <sup>(2)</sup>	8
2711P-RMCC	Mounting clips for capacitive touch terminals <sup>(3)</sup>	8

(1) Do not use gray mounting levers; they are not compatible with PanelView 5510 terminals.

(2) Catalog numbers 2715P-T9WD-BSK, 2715P-T10CD-BSK, 2715P-T12WD-BSK, or 2715P-T15CD-BSK.

**NOTE:** 2715P-T12WD-BSK requires 10 mounting clips and 2715P-T15CD-BSK requires 12 mounting clips. If you need more than 8 clips, order two 2711P-RTMC mounting clip kits.

(3) Catalog numbers 2715P-C7WD, 2715P-C10WD, 2715P-C12WD, 2715P-C15WD, 2715P-C19WD, or 2715P-C22WD.

**NOTE:** 2715P-C12WD requires 14 mounting clips, 2715P-C15WD and 2715P-C19WD require 20 mounting clips, and 2715P-C22WD requires 22 mounting clips.

If you need more than 8 clips, order two or more 2711P-RMCC mounting clip kits.

### Power Supplies and Power Terminal Blocks

Cat. No.	Description	Quantity
1606-XLP95E	DIN rail power supply, 24...28V DC output voltage, 95 W	1
1606-XLP100E	DIN rail power supply, 24...28V DC output voltage, 100 W	1
2711P-RTBDSP	3-pin DC power terminal block (black with white labels for +, -, and ground)	10

## Secure Digital (SD) Cards

The SD and SDHC accessory cards in this table have been designed to meet industrial robustness and environmental requirements. Rockwell Automation recommends that you use these accessory cards with the terminal to help reduce the chances of corruption. Studio 5000 View Designer software requires the following for SD cards that are inserted into the HMI device:

- 4 GB of free space
- An environmental rating for the PanelView 5000 environment
- A supported format of either FAT32 or ext3

### SD and SDHC Cards<sup>(1)</sup>

Cat. No.	Description
1784-SDHC8	8-GB SDHC card
1784-SDHC32	32-GB SDHC card

(1) To help reduce the chance of corruption when you use SD Cards or USB drives with the terminal, Rockwell Automation recommends that you use only the above SD card catalog numbers.

## Additional Resources

These documents contain additional information concerning related products from Rockwell Automation. You can view or download publications at [rok.auto/literature](http://rok.auto/literature).

Resource	Description
Visualization Solutions Selection Guide, publication <a href="#">VIEW-SG001</a>	Provides an overview of the visualization products (includes catalog number selections) offered by Rockwell Automation.
PanelView 5510 Terminals User Manual, publication <a href="#">2715P-UM001</a>	Provides information on how to install, operate, configure, and troubleshoot the PanelView 5510 terminals.
Industrial Automation Wiring and Grounding Guidelines, publication <a href="#">1770-4.1</a>	Provides general guidelines on how to install a Rockwell Automation industrial system.
Product Certifications website, <a href="http://rok.auto/certifications">rok.auto/certifications</a>	Provides declarations of conformity, certificates, and other certification details.

# Rockwell Automation Support

Use these resources to access support information.

<b>Technical Support Center</b>	Find help with how-to videos, FAQs, chat, user forums, Knowledgebase, and product notification updates.	<a href="http://rok.auto/support">rok.auto/support</a>
<b>Local Technical Support Phone Numbers</b>	Locate the telephone number for your country.	<a href="http://rok.auto/phonesupport">rok.auto/phonesupport</a>
<b>Technical Documentation Center</b>	Quickly access and download technical specifications, installation instructions, and user manuals.	<a href="http://rok.auto/techdocs">rok.auto/techdocs</a>
<b>Literature Library</b>	Find installation instructions, manuals, brochures, and technical data publications.	<a href="http://rok.auto/literature">rok.auto/literature</a>
<b>Product Compatibility and Download Center (PCDC)</b>	Download firmware, associated files (such as AOP, EDS, and DTM), and access product release notes.	<a href="http://rok.auto/pcdc">rok.auto/pcdc</a>

## Documentation Feedback

Your comments help us serve your documentation needs better. If you have any suggestions on how to improve our content, complete the form at [rok.auto/docfeedback](http://rok.auto/docfeedback).

Allen-Bradley, CompactLogix, ControlLogix, expanding human possibility, PanelView, Rockwell Automation, Rockwell Software, Studio 5000, Studio 5000 Logix Designer, and Studio 5000 View Designer are trademarks of Rockwell Automation, Inc.





EtherNet/IP is a trademark of ODVA, Inc.

SD and SD HC are trademarks of SD-3C LLC.

Trademarks not belonging to Rockwell Automation are property of their respective companies.

Rockwell Automation maintains current product environmental compliance information on its website at [rok.auto/pec](http://rok.auto/pec).

Rockwell Otomasyon Ticaret A.Ş. Kar Plaza İş Merkezi E Blok Kat:6 34752, İçerenköy, İstanbul, Tel: +90 (216) 5698400 EEE Yönetmeliğine Uygundur

Connect with us.    

[rockwellautomation.com](http://rockwellautomation.com)

expanding **human possibility**<sup>®</sup>

AMERICAS: Rockwell Automation, 1201 South Second Street, Milwaukee, WI 53204-2496 USA, Tel: (1) 414.382.2000

EUROPE/MIDDLE EAST/AFRICA: Rockwell Automation NV, Pegasus Park, De Kleetlaan 12a, 1831 Diegem, Belgium, Tel: (32) 2683 0600

ASIA PACIFIC: Rockwell Automation SEA Pte Ltd, 2 Corporation Road, #04-05, Main Lobby, Corporation Place, Singapore 618494, Tel: (65) 6510 6608

UNITED KINGDOM: Rockwell Automation Ltd., Pitfield, Kiln Farm, Milton Keynes, MK11 3DR, United Kingdom, Tel: (44)(1908) 838-800

Publication 2715P-TD001F-EN-P - January 2025

Supersedes Publication 2715P-TD001E-EN-P - October 2021

Copyright © 2025 Rockwell Automation, Inc. All rights reserved. Printed in the U.S.A.