

Software

FactoryTalk Historian Site Edition
Configuration and Data Collection



Course Number

RS-FTHSEC

Course Purpose

This course will provide you with an overview of the various FactoryTalk® Historian tools for collecting data. You will learn how to configure a FactoryTalk Historian Site Edition system.

The course also covers how to use Microsoft Excel to create and modify FactoryTalk Historian tags. During the course, you will learn how to apply exception and compression to filter data to be archived. Also, you will be given an opportunity to compare the use of Polled versus Advised data collection modes. Data buffering, layers/methods of redundancy, archive management and backup will also be covered.

Upon completion of the course, you will have gained exposure to the many aspects of the FactoryTalk Historian system and be able to configure FactoryTalk Historian to collect data.

COURSE AGENDA

- FactoryTalk Historian (SE and ME)
- Understanding Tags and Using Excel Tag Configurator
- Using FactoryTalk Vantage Point
- Understanding and Using Exception and Compression
- FactoryTalk Historian Tag Types
- Using Performance Equations and Totalizers
- Working with Digital States
- Using Asset Framework and Event Frames
- Using Health Points and Performance Monitor Tags
- Using and Displaying Audit Information
- Using Archive Management Tools
- Scheduling Backups of FactoryTalk Historian Data
- Using FactoryTalk View SE Trend to Display FactoryTalk Historian Data
- Backfilling Data into a FactoryTalk Historian Server
- FactoryTalk Historian SE High Availability

WHO SHOULD ATTEND

- Field Engineers, MPS, Pre-sales Consultants, and Support individuals who need to configure FactoryTalk Historian Site Edition for data collection should attend this course.

PREREQUISITES

To successfully complete this course, the following prerequisites are required:

- Working familiarity with the Microsoft Windows® environment
- Completion of *Studio 5000 Logix Designer Level 1: ControlLogix System Fundamentals* (Course Number CCP146) or knowledge of common ControlLogix terminology and the ability to program and interpret basic ladder logic instructions in Studio 5000 software

STUDENT MATERIALS

To enhance and facilitate the students' learning experiences, the following materials are provided as part of the course package:

- Student Manual
 - Includes the key concepts, definitions, examples, and activities presented in this course
 - Provides learning activities and hands-on practice.

HANDS-ON PRACTICE

Throughout this course, you will have the opportunity to practice the skills you have learned through a variety of hands-on exercises using FactoryTalk Historian. Exercises focus on the skills introduced in each lesson.

NEXT LEARNING LEVEL

Once you have an understanding of the topics and skills covered in this course, you may want to attend additional training such as:

- *FactoryTalk VantagePoint Configuration and Reporting* (Course Number FTVP)

COURSE LENGTH

This is a three-and-a-half-day course.





TO REGISTER

To register for this or any other Rockwell Automation training course, contact your local authorized Allen-Bradley® Distributor or your local Sales/Support office for a complete listing of courses, descriptions, prices, and schedules.

You can also access course information via the Web at <http://www.rockwellautomation.com/training>

Rockwell Automation is accredited by the International Association for Continuing Education and Training (IACET) and is authorized to issue the IACET CEU. **Click here** to view the Rockwell Automation Certificate of Accreditation.

To be respectful of the environment, Rockwell Automation is transitioning some of its training courses to a paperless format. Students are asked to complete downloads and bring personal devices to these classes. A full list of digital/paperless courses is currently available through your local distributor.

Connect with us.    

rockwellautomation.com — expanding **human possibility**™

AMERICAS: Rockwell Automation, 1201 South Second Street, Milwaukee, WI 53204-2496 USA, Tel: (1) 414.382.2000, Fax: (1) 414.382.4444

EUROPE/MIDDLE EAST/AFRICA: Rockwell Automation NV, Pegasus Park, De Kleetlaan 12a, 1831 Diegem, Belgium, Tel: (32) 2 663 0600, Fax: (32) 2 663 0640

ASIA PACIFIC: Rockwell Automation, Level 14, Core F, Cyberport 3, 100 Cyberport Road, Hong Kong, Tel: (852) 2887 4788, Fax: (852) 2508 1846

Allen-Bradley and FactoryTalk are trademarks of Rockwell Automation, Inc.

Trademarks not belonging to Rockwell Automation are property of their respective companies.

Publication GMST10-PP424G-EN-E - January 2020 | Supersedes Publication GMST10-PP424F-EN-E - July 2018

Copyright © 2020 Rockwell Automation, Inc. All Rights Reserved. Printed in USA.