

# CrossBoard® System



## A True Plug and Play Power Distribution System

### Features and Benefits

- Space saving and clear, clean design
- High degree of safety with IEC 61439 and UL 508 standard ratings, including IP20 touch-safe protection
- Out-of-the-box system that saves substantial time on installation and maintenance
- System components plug in easily without tools
- The freedom of modularity
- Up to 100A UL (125 IEC)
- With three mounting styles:

#### 225mm

Standard DIN (7.5 mm) – Max weight 20 N (2 kg)

Deep DIN (15 mm) – Max weight 40 N (4 kg)

Panel Mount

#### 405mm

Short DIN – Max weight 20 N (2 kg)

Deep DIN – Max weight 70 N (7 kg)

Panel Mount



Available in two widths

The Allen-Bradley® CrossBoard® System from Rockwell Automation provides flexibility in motor control and protection devices. The out-of-the-box system is provided as one complete base unit, a bus structure with touch-safe plastic housing, which can be directly assembled and fitted with components after unpacking. Components simply snap onto the CrossBoard without tools, meaning the connection is automatic. Available in widths of 225 mm and 405 mm, the base units can be combined by adding a supply module to bridge the base units. Integrated polarity protection helps prevent errors during installation. Components can be fitted to the CrossBoard, and to conventional busbar systems using adapters. As a universal system, CrossBoard can be used with components from other manufacturers.

Components can be easily removed and snapped back on to another section of the CrossBoard. For safety reasons, the lock mechanism must be released with a screwdriver. This prevents accidental removal of any components. The fast, easy and safe exchange of modules allows the timesaving and economical adaptation of the system to extensions and updates. The CrossBoard system helps keep panels clean, organized and compact with a large reduction in power wiring.

The CrossBoard with its all-round touch-safe protection offers a high degree of safety. Completely covered and protected against contact at all times. The busbars are never exposed during the removal of a unit, helping protect the operator. Empty space on the busbar is already covered and protected, so no extra precautions are needed when spacing components or not filling the entire rack with products. This lets you realize power distribution systems in accordance with the IEC 61439 and UL 508 standards, including IP20 touch-safe protection.

## Product Selection

### CrossBoard Base Units

Catalog No.	PN	Description	Width	Current
141C-B225	PN-601335	3 Pole Base Unit	225 mm	125 A (IEC), 100 A (UL)
141C-B405	PN-601336	3 Pole Base Unit	405 mm	125 A (IEC), 100 A (UL)

### Connection Modules

Catalog No.	PN	Description	Width	Current
141C-VN16	PN-601337	Connection Module, 48 A UL 63A IEC	22.5 mm	63 A (IEC), 48 A (UL)
141C-VN50	PN-601338	Connection Module, 100 A UL 125A IEC	45 mm	125 A (IEC), 100 A (UL)

### Adaptors





Catalog No.	PN	Description	Width	Poles	Current
141C-18S16L1	PN-601341	1 Pole Adaptor, 16 A, AWG 14, L1	18 mm	1	16 A
141C-18S16L2	PN-601342	1 Pole Adaptor, 16 A, AWG 14, L2	18 mm	1	16 A
141C-18S16L3	PN-601343	1 Pole Adaptor, 16 A, AWG 14, L3	18 mm	1	16 A
141C-18S63L1	PN-601344	1 Pole Adaptor, 63 A, AWG 8, L1	18 mm	1	63 A
141C-18S63L2	PN-601345	1 Pole Adaptor, 63 A, AWG 8, L2	18 mm	1	63 A
141C-18S63L3	PN-601346	1 Pole Adaptor, 63 A, AWG 8, L3	18 mm	1	63 A
141C-18S	PN-601348	Adaptor, No Terminals	18 mm	N/A	N/A
141C-45R16	PN-601352	3 Pole Adaptor, 16 A	45 mm	3	16 A
141C-45R25	PN-601356	3 Pole Adaptor, 25 A	45 mm	3	25 A
141C-45R32	PN-601360	3 Pole Adaptor, 32 A	45 mm	3	32 A
141C-45R45	PN-601362	3 Pole Adaptor, 45 A	45 mm	3	45 A
141C-45R	PN-601363	Adaptor, No Terminals	45 mm	N/A	N/A
141C-X40	PN-601367	Adaptor Extension Module	45 mm	N/A	N/A

### MCCB Adaptors

Catalog No.	PN	Description	Width	Current
141C-GGU	PN-601365	MCCB Adaptor 160 A for 140G-G for Top or Bottom Mount	90 mm	160 A
141C-GHU	PN-601366	MCCB Adaptor 160 A for 140G-H for Top or Bottom Mount	90 mm	160 A

### Fused Adaptors

Catalog No.	PN	Description	Width	Current
141C-23S16F	PN-601340	3 Pole Fused Adaptor 16 A Class CC	22.5 mm	16 A
141C-NFD125	PN-601368	NH Fuse Switch-Disconnecter 125 A	49.5 mm	125 A

Connect with us.    

rockwellautomation.com — expanding human possibility®

AMERICAS: Rockwell Automation, 1201 South Second Street, Milwaukee, WI 53204-2496 USA, Tel: (1) 414.382.2000, Fax: (1) 414.382.4444

EUROPE/MIDDLE EAST/AFRICA: Rockwell Automation NV, Pegasus Park, De Kleetlaan 12a, 1831 Diegem, Belgium, Tel: (32) 2 663 0600, Fax: (32) 2 663 0640

ASIA PACIFIC: Rockwell Automation, Level 14, Core F, Cyberport 3, 100 Cyberport Road, Hong Kong, Tel: (852) 2887 4788, Fax: (852) 2508 1846

Allen-Bradley, CrossBoard, expanding human possibility and Rockwell Automation are trademarks of Rockwell Automation, Inc.

Trademarks not belonging to Rockwell Automation are the property of their respective companies.

Publication 141C-PP001A-EN-P - December 2020

Copyright © 2020 Rockwell Automation, Inc. All Rights Reserved. Printed in USA.