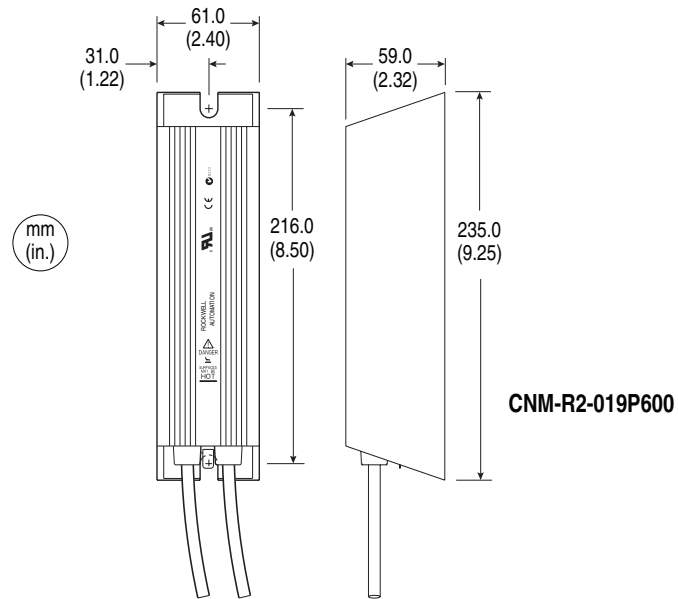
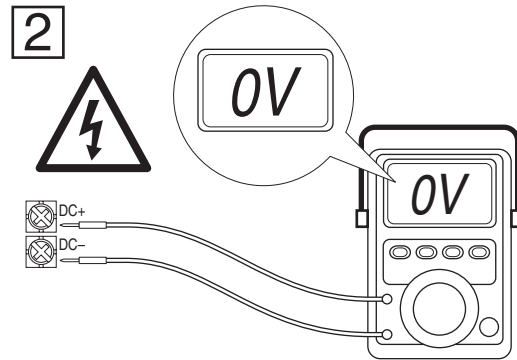
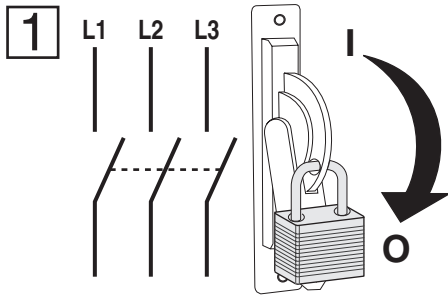
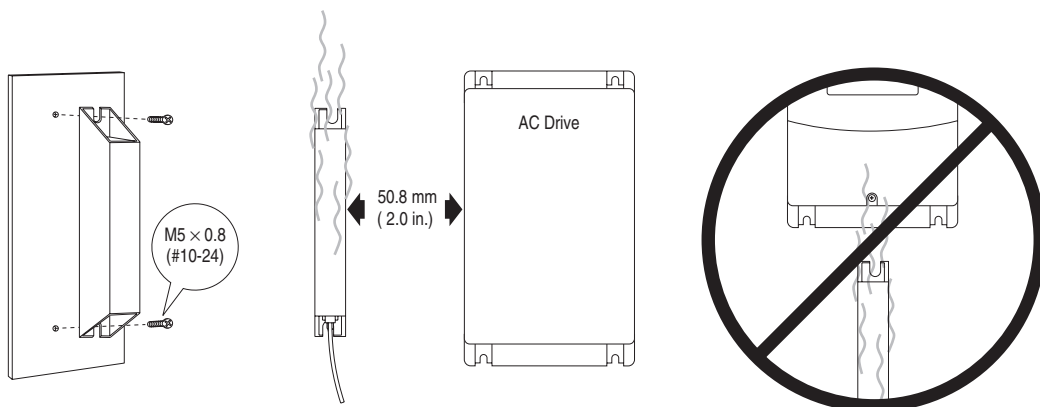


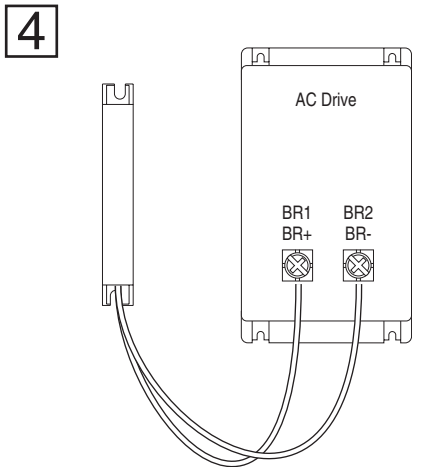
External Dynamic Brake Kit (CNM-R2-019P600)

Installation Instructions

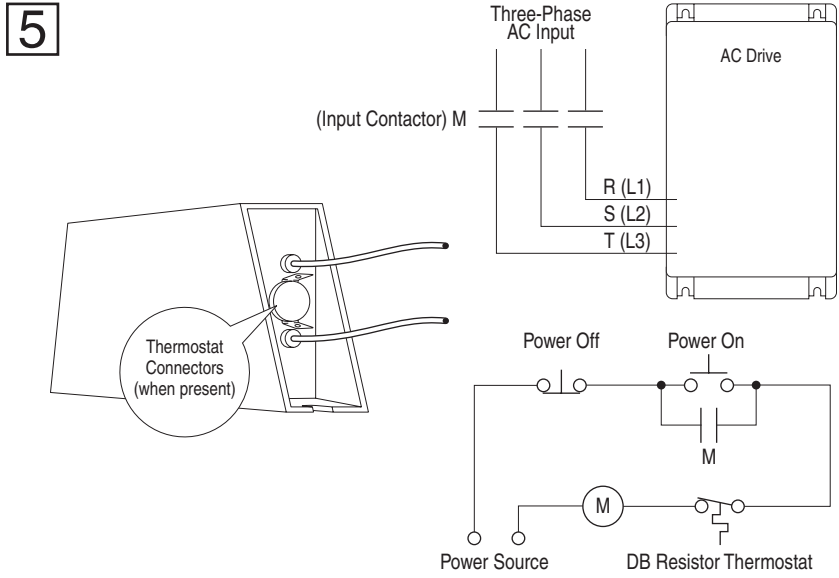


3





ATTENTION:
Resistor temperature may exceed 200 degrees C.



ATTENTION: AC drives do not offer protection for externally mounted brake resistors, especially in the case of brake IGBT failure. A risk of fire exists if external braking resistors are not protected. External resistor packages must be protected from over temperature or the protective circuit shown, or equivalent, must be supplied.

Application Cross-Reference

Drive and Motor Size kW (HP)	Part Number	Resistance Ohms ±5%	Continuous Power kW	Max Energy kJ	Max Braking Torque % of Motor	Application Type 1		Application Type 2	
						Braking Torque % of Motor	Duty Cycle %	Braking Torque % of Motor	Duty Cycle %
100-120 Volt AC Input Drives									
200-240 Volt AC Input Drives									
400-480 Volt AC Input Drives									
Note 1	CNM-R2-019P600	19	0.600	Note 1	Note 1	Note 1	Note 1	Note 1	Note 1

600 Volt AC Input Drives

Note 1: Application specific.



www.rockwellautomation.com

Power, Control and Information Solutions Headquarters

Americas: Rockwell Automation, 1201 South Second Street, Milwaukee, WI 53204-2496 USA, Tel: (1) 414.382.2000, Fax: (1) 414.382.4444
 Europe/Middle East/Africa: Rockwell Automation, Vorstlaan/Boulevard du Souverain 36, 1170 Brussels, Belgium, Tel: (32) 2 663 0600, Fax: (32) 2 663 0640
 Asia Pacific: Rockwell Automation, Level 14, Core F, Cyberport 3, 100 Cyberport Road, Hong Kong, Tel: (852) 2887 4788, Fax: (852) 2508 1846