

Installation Instructions

Original Instructions



Allen-Bradley

by ROCKWELL AUTOMATION

PowerFlex 755TS Drives Flange-Mount Adapter Kits, Frames 2...5

Catalog Numbers 20-750-TFLNG1-F2, 20-750-TFLNG1-F3, 20-750-TFLNG1-F4, 20-750-TFLNG1-F5



ATTENTION: Only qualified personnel, who are trained and approved to install PowerFlex® 755TS products and familiar with associated machinery, should plan or implement the installation, startup, and subsequent maintenance of the system. Failure to comply can result in personal injury and/or equipment damage.

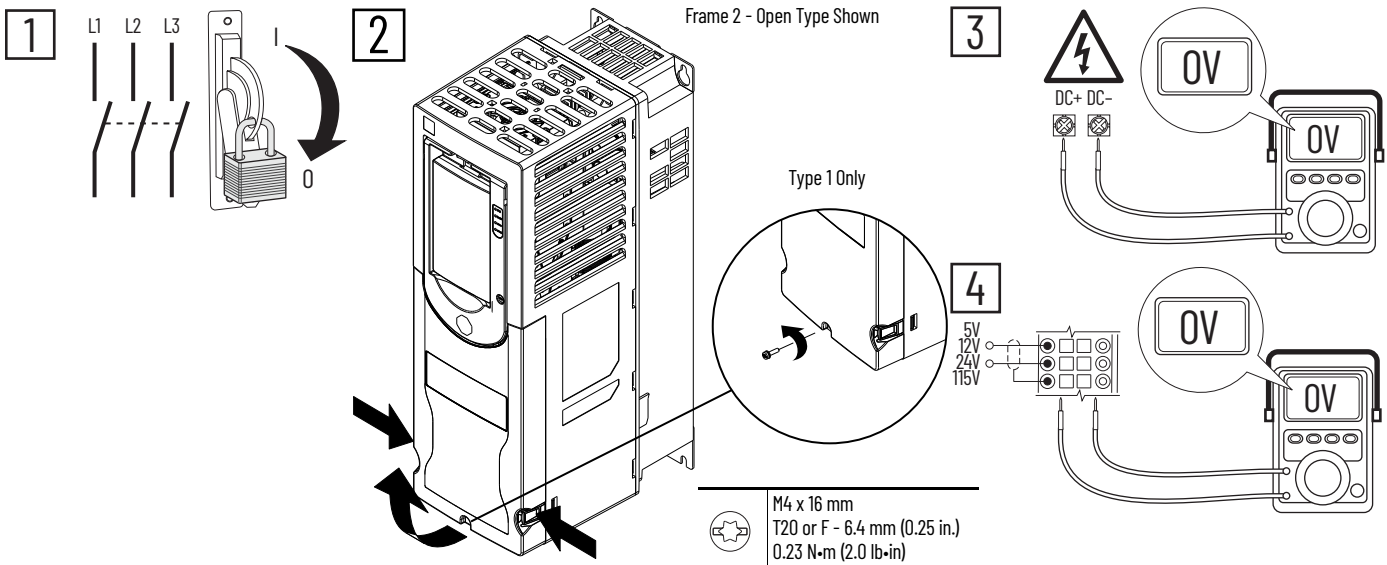
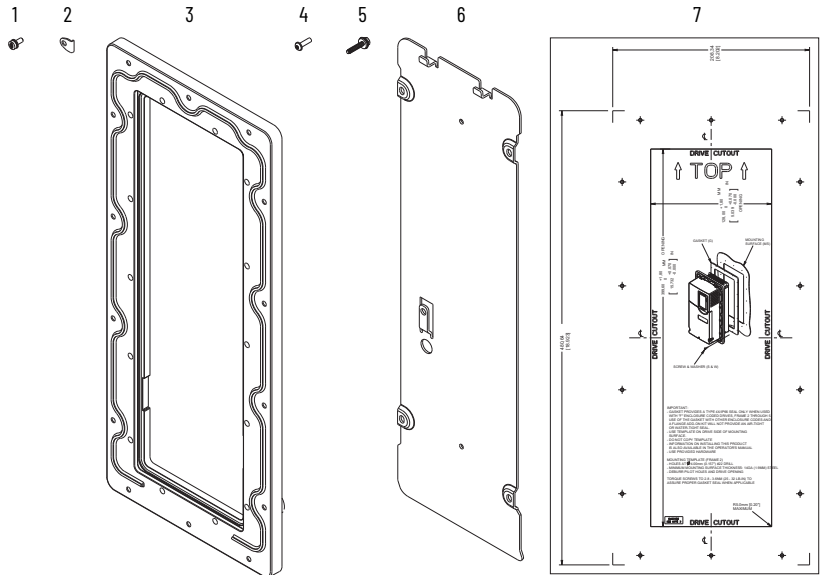


ATTENTION: The information that is contained in this publication is merely a guide for proper installation. Rockwell Automation Inc. cannot assume responsibility for the compliance or the noncompliance to any code, national, local or otherwise for the proper installation of this drive or associated equipment. A hazard of personal injury and/or equipment damage exists if codes are ignored during installation.

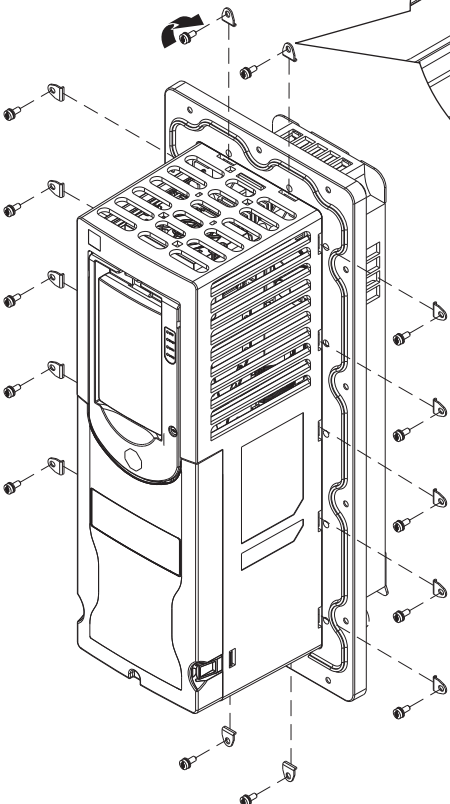
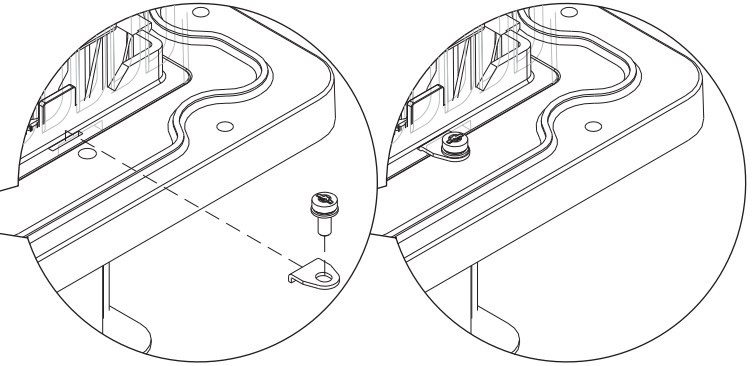
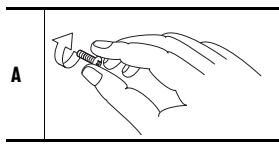
IMPORTANT This kit does not provide an air-tight or water-resistant seal for IP20 / UL Type Open drives.

Kit Contents

Item	20-750-TFLNG1...	Quantity	Description
1	-F2	14	M4 x 10 mm pan-head slotted-torx screw (T20)
	-F3, -F4	12	
	-F5	18	
	-F2	14	
2	-F3, -F4	12	Metal chassis clamp
	-F5	18	
	-F2	14	
3	-F2, -F3, -F4, -F5	1	NEMA / UL Type 4X plastic flange
4	-F2	5	M4 x 14 mm round-head torx screw (T15)
	-F3	7	
	-F4, -F5	9	
5		1 Bag	#10-16 x 1 in. hexagonal-head screw (5/16 in.)
6	-F2, -F3, -F4, -F5	1	NEMA / UL Type 4X sheet metal backplate
7		1	NEMA / UL Type 4X flange fastener template




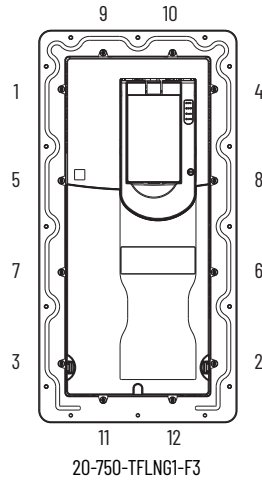
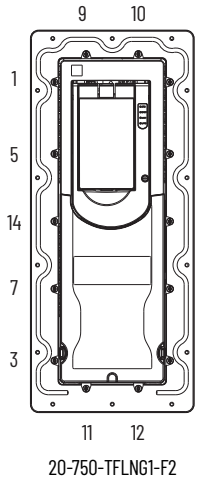
9




Frame 2 Shown

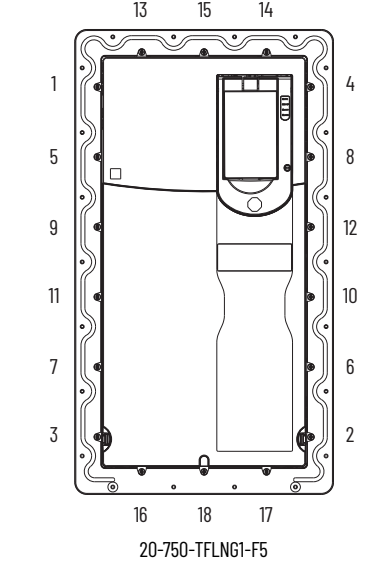
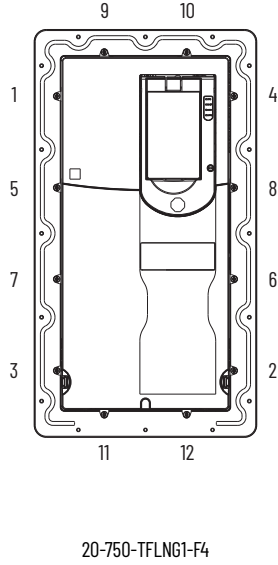
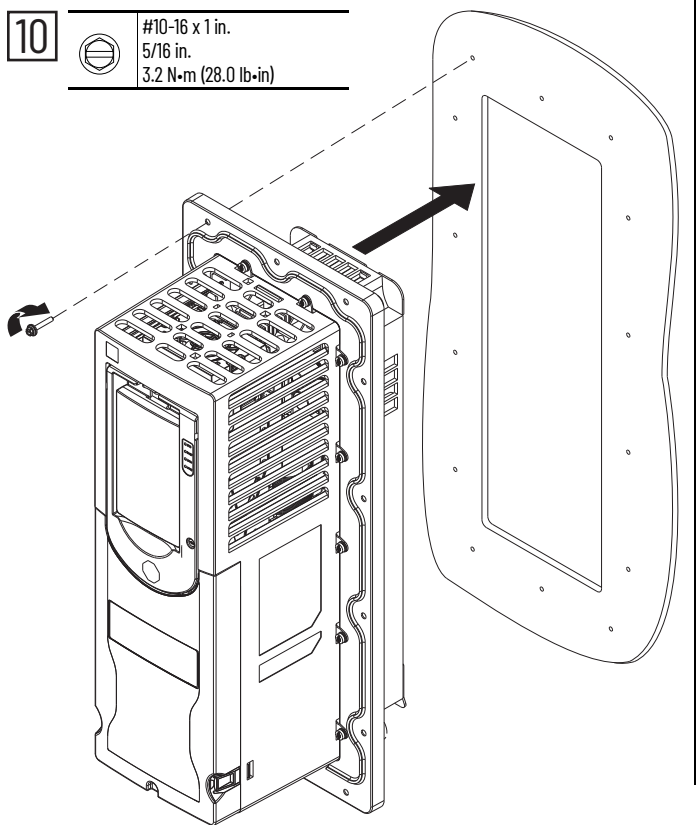
9

B  M4 x 10 mm
T20 or F - 6.4 mm (0.25 in.)
1.8 N·m (16.0 lb·in)



10

 #10-16 x 1 in.
5/16 in.
3.2 N·m (28.0 lb·in)



Additional Resources

These documents contain additional information concerning related products from Rockwell Automation.

Resource	Description
PowerFlex 750TS Products with TotalFORCE Control Installation Instructions, publication 750-IN119	Provides the basic steps to install PowerFlex 755TS drives.
PowerFlex 750TS Products with TotalFORCE Control Technical Data publication 750-TD104	Provides detailed information on: <ul style="list-style-type: none">• Drive specifications• Option specifications• Fuse and circuit breaker ratings
Wiring and Grounding Guidelines for Pulse Width Modulated (PWM) AC Drives, publication DRIVES-IN001	Provides basic information to properly wire and ground PWM AC drives.
Safety Guidelines for the Application, Installation, and Maintenance of Solid-state Control, publication SGI-11	Designed to harmonize with NEMA Standards Publication No. ICS 1.1-1987 and provides general guidelines for the application, installation, and maintenance of solid-state control in the form of individual devices or packaged assemblies incorporating solid-state components.
Industrial Automation Wiring and Grounding Guidelines, publication 1770-4.1	Provides general guidelines for installing a Rockwell Automation industrial system.
Product Certifications website, rok.auto/certifications .	Provides declarations of conformity, certificates, and other certification details.

You can view or download publications at [rok.auto/literature](#).

Waste Electrical and Electronic Equipment (WEEE)







At the end of life, this equipment should be collected separately from any unsorted municipal waste.

Rockwell Automation maintains current product environmental compliance information on its website at [rok.auto/pec](#).

Your comments help us serve your documentation needs better. If you have any suggestions on how to improve our content, complete the form at [rok.auto/docfeedback](#).

For technical support, visit [rok.auto/support](#).

Rockwell Otomasyon Ticaret A.Ş. Kar Plaza İş Merkezi E Blok Kat:6 34752 İçerenköy, İstanbul, Tel: +90 (216) 5698400 EEE Yönetmeliğine Uygundur

Connect with us.    

rockwellautomation.com — expanding human possibility®

AMERICAS: Rockwell Automation, 1201 South Second Street, Milwaukee, WI 53204-2496 USA, Tel: (1) 414.382.2000, Fax: (1) 414.382.4444

EUROPE/MIDDLE EAST/AFRICA: Rockwell Automation NV, Pegasus Park, De Kleetlaan 12a, 1831 Diegem, Belgium, Tel: (32) 2 663 0600, Fax: (32) 2 663 0640

ASIA PACIFIC: Rockwell Automation, Level 14, Core F, Cyberport 3, 100 Cyberport Road, Hong Kong, Tel: (852) 2887 4788, Fax: (852) 2508 1846



PN-647209

Allen-Bradley, expanding human possibility, PowerFlex, and Rockwell Automation are trademarks of Rockwell Automation, Inc. Trademarks not belonging to Rockwell Automation are property of their respective companies.

Publication 750-IN122A-EN-P - November 2021

Copyright © 2021 Rockwell Automation, Inc. All rights reserved. Printed in the U.S.A.

PN-647209