







**Installation Instructions**  
**Installationsanleitung**  
**Installation**  
**Installazione**  
**Instalación**  
**Instructies**  
**Instalação**

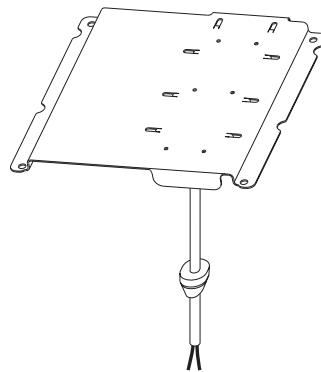
**PowerFlex 70 Internal Dynamic Brake Kits**  
**Interne Bremsen-Kits für PowerFlex 70**  
**Kits de freinage dynamique interne PowerFlex 70**  
**Kit interno PowerFlex 70 per frenatura dinamica**  
**Juegos De Freno Dinámico Interno**  
**PowerFlex 70 interne dynamische-remsets**  
**Kits de Frenagem Dinâmica Interna do PowerFlex 70**



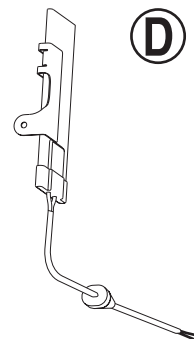
[www.abpowerflex.com](http://www.abpowerflex.com)



<b>1</b>		<b>= A</b>	<b>380-600V~</b> kW (HP) 0.37 (0.5) 0.75 (1.0) 1.5 (2.0)	<b>200 / 240V~</b> kW (HP) 0.37 (0.5) 0.75 (1.0)
		<b>= B</b>	<b>380-600V~</b> kW (HP) 2.2 (3.0) 3.7 (5.0)	<b>200 / 240V~</b> kW (HP) 1.5 (2.0) 2.2 (3.0)
		<b>= C</b>	<b>380-600V~</b> kW (HP) 5.5 (7.5) 7.5 (10)	<b>200 / 240V~</b> kW (HP) 4.0 (5.0)
		<b>= D</b>	<b>380-480V~</b> kW (HP) 11 (15) 15 (20)	<b>200 / 240V~</b> kW (HP) 5.5 (7.5) 7.5 (10)



<b>(A)</b>	<b>240V~ 62Ω</b> 20AB-DB1-A 20AB-DB1-B 20AB-DB1-C
<b>(B)</b>	
<b>(C)</b>	<b>380-600V~ 115Ω</b> 20AD-DB1-A 20AD-DB1-B 20AD-DB1-C



<b>(D)</b>	<b>240V~ 22Ω</b> 20AB-DB1-D
	<b>380-480V~ 62Ω</b> 20AD-DB1-D

[www.rockwellautomation.com](http://www.rockwellautomation.com)

**Power, Control and Information Solutions Headquarters**

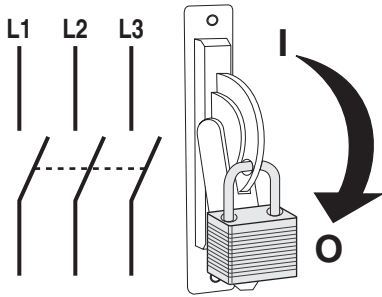
Americas: Rockwell Automation, 1201 South Second Street, Milwaukee, WI 53204-2496 USA, Tel: (1) 414.382.2000, Fax: (1) 414.382.4444  
 Europe/Middle East/Africa: Rockwell Automation, Vorstlaan/Boulevard du Souverain 36, 1170 Brussels, Belgium, Tel: (32) 2 663 0600, Fax: (32) 2 663 0640  
 Asia Pacific: Rockwell Automation, Level 14, Core F, Cyberport 3, 100 Cyberport Road, Hong Kong, Tel: (852) 2887 4788, Fax: (852) 2508 1846

Publication 20A-IN001D-MU-P – May 2003

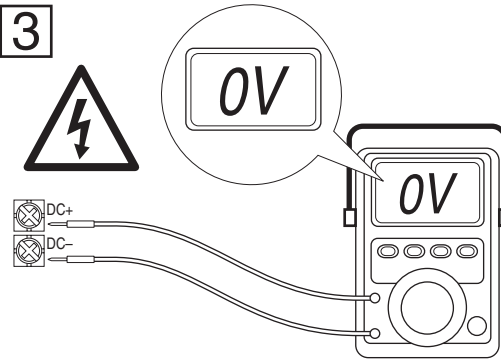
196408 (04)

Copyright © 2003 Rockwell Automation. All rights reserved. Printed in USA.

2



3

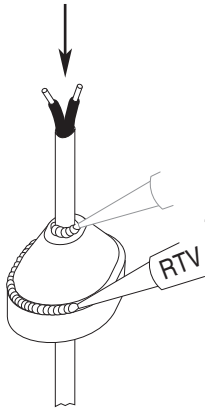


4

IP20 (NEMA Type 1) →

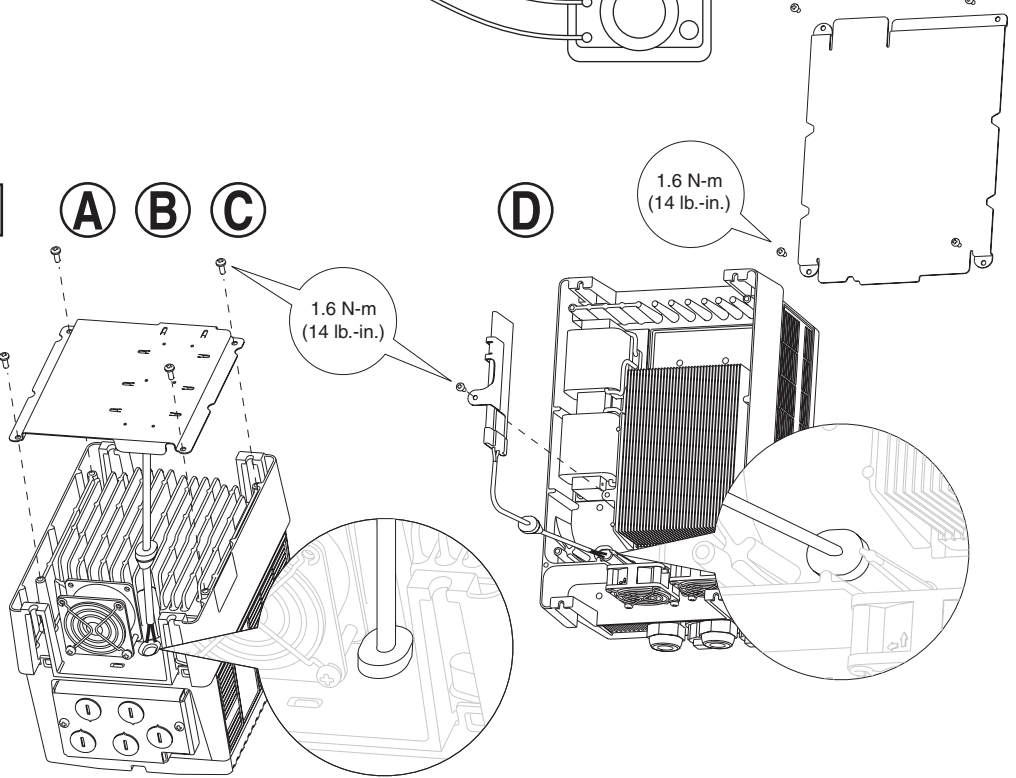
5

IP66 (NEMA Type 4x)

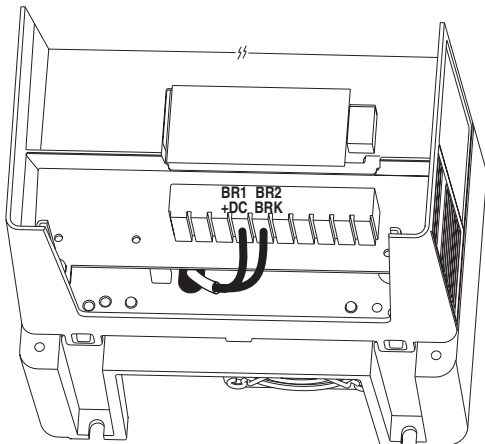


A B C

D



6



7



P155, P156 = "1"

P161 = "2", "3", "4"; ≠ "0", "1"

P162 = "2", "3", "4"; ≠ "0", "1"

P163 = "0"

8

FIELD INSTALLED OPTIONS

Firmware # :		Date:		<input checked="" type="checkbox"/>
Firmware # :		Date:		<input type="checkbox"/>
20-HIM-	___ HIM			<input type="checkbox"/>
20-COMM-	___ COM Module			<input type="checkbox"/>
20A_-DB1-	___ Internal Dynamic Brake			<input checked="" type="checkbox"/>
	___			<input type="checkbox"/>

193834

