

# Positive Air-pressure Kit

Catalog Number MPS-AIR-PURGE

The positive air-pressure kit consists of a single fitting that is used to connect a positive-pressure air supply line to the motor interior. Pressurizing the motor interior helps reduce the risk of pulling in liquids or dust at the seals due to changes in the motor temperature during normal operation.

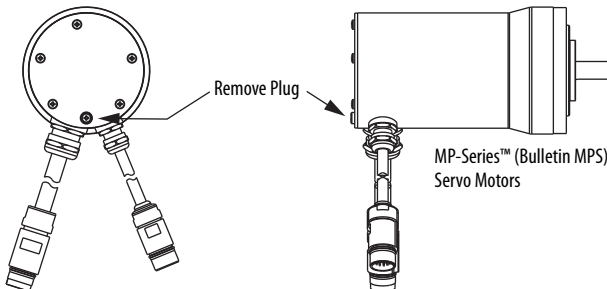
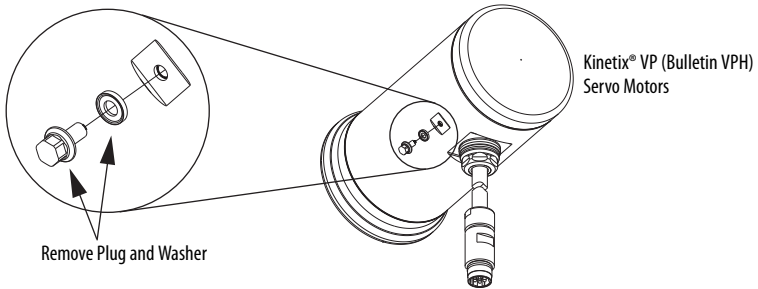
---

**IMPORTANT** The positive air-pressure kit is not required if the motor is fully enclosed and there is no exposure to, for example, liquids or dust.

---

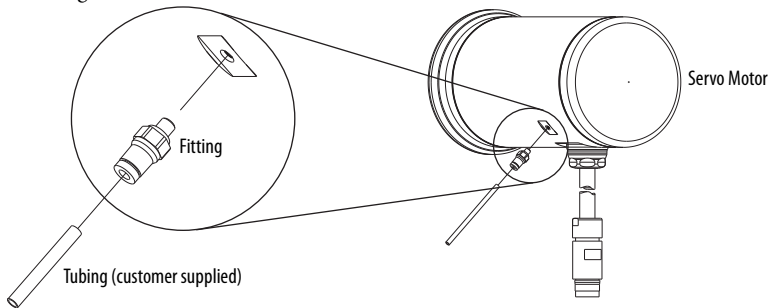
Follow these steps to install the positive air-pressure kit.

1. Remove power to the motor.
2. Remove the M5 screw (plug) and washer by using an 8 mm socket.



3. Inspect the fitting and motor opening to verify that the surface area is undamaged and the contact area is clean.
4. Screw the fitting into the threaded hole.

Hand tighten initially to make sure the fitting threads in properly without cross-threading.



5. With a 10 mm wrench, torque the fitting to 4.5 N•m (39.5 lb•in).
6. Push 4 mm OD Teflon FEP tubing (not included with kit) into the back of the fitting.
7. Regulate air supply to 0.1 bar, max (1.45 psi).



**ATTENTION:** Excessive air pressure or improper filtering of air can result in damage to the motor. Air that is supplied to the motor must be clean and dry.

These documents contain additional information concerning related products from Rockwell Automation.

Resource	Description
Kinetix VP Hygienic Servo Motors Installation Instructions, publication <a href="#">VPH-IN001</a>	Provides information on the installation of Allen-Bradley servo motors.
MP-Series Stainless Steel Servo Motors Installation Instructions, publication <a href="#">MP-IN005</a>	

Rockwell Automation maintains current product environmental information on its website at <http://www.rockwellautomation.com/rockwellautomation/about-us/sustainability-ethics/product-environmental-compliance.page>.

Allen-Bradley, Kinetix, MP-Series, Rockwell Automation, and Rockwell Software are trademarks of Rockwell Automation, Inc. Trademarks not belonging to Rockwell Automation are property of their respective companies.

Rockwell Otomasyon Ticaret A.Ş., Kar Plaza İş Merkezi E Blok Kat:6 34752 İçerenköy, İstanbul, Tel: +90 (216) 5698400

[www.rockwellautomation.com](http://www.rockwellautomation.com)

**Power, Control and Information Solutions Headquarters**

Americas: Rockwell Automation, 1201 South Second Street, Milwaukee, WI 53204-2496 USA, Tel: (1) 414.382.2000, Fax: (1) 414.382.4444  
 Europe/Middle East/Africa: Rockwell Automation NV, Pegasus Park, De Kleetlaan 12a, 1831 Diegem, Belgium, Tel: (32) 2 663 0600, Fax: (32) 2 663 0640  
 Asia Pacific: Rockwell Automation, Level 14, Core F, Cyberport 3, 100 Cyberport Road, Hong Kong, Tel: (852) 2887 4788, Fax: (852) 2508 1846



PN-522271