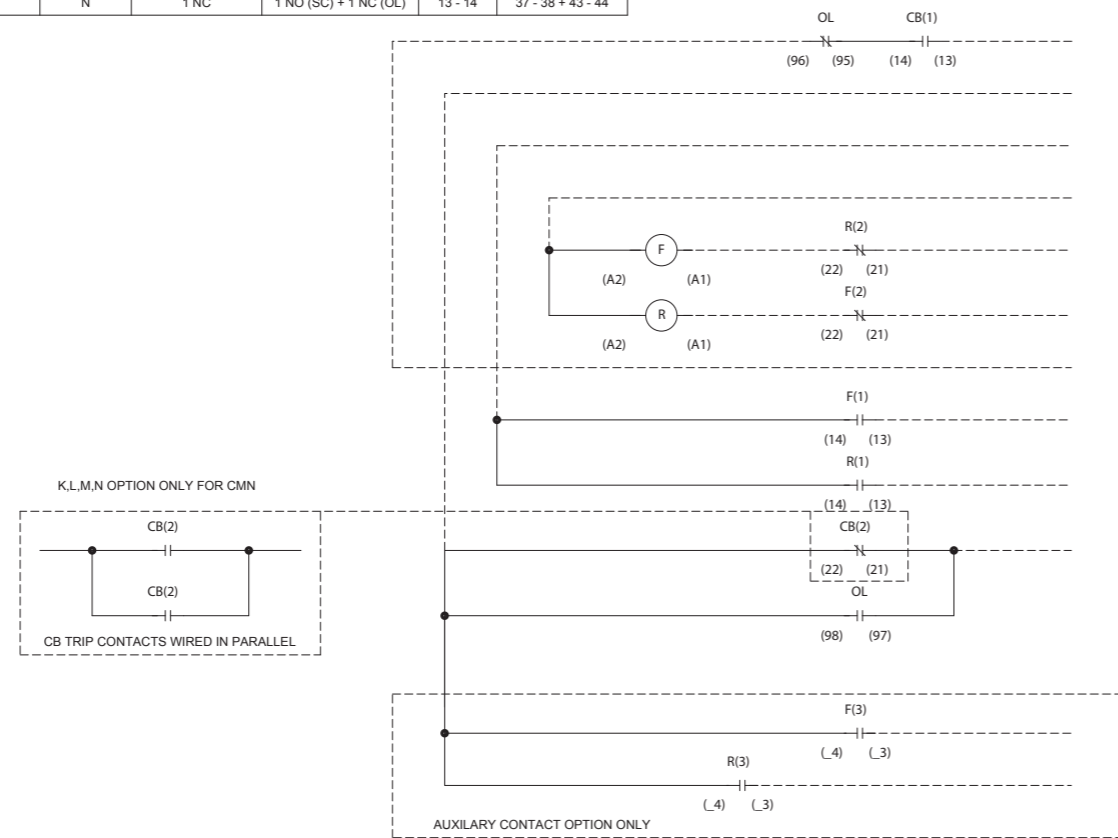
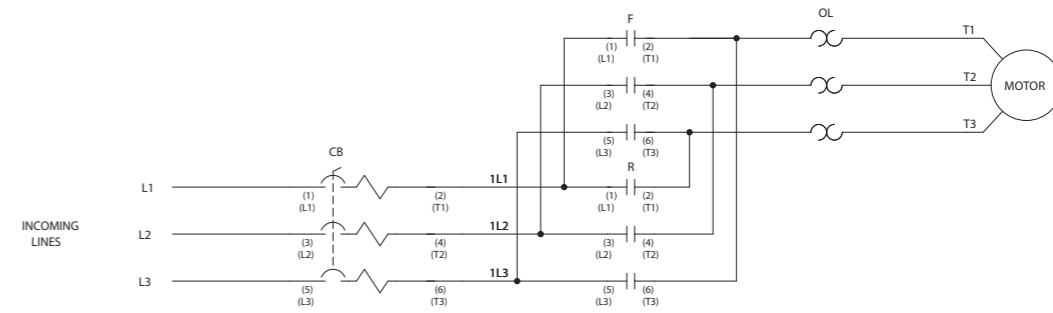
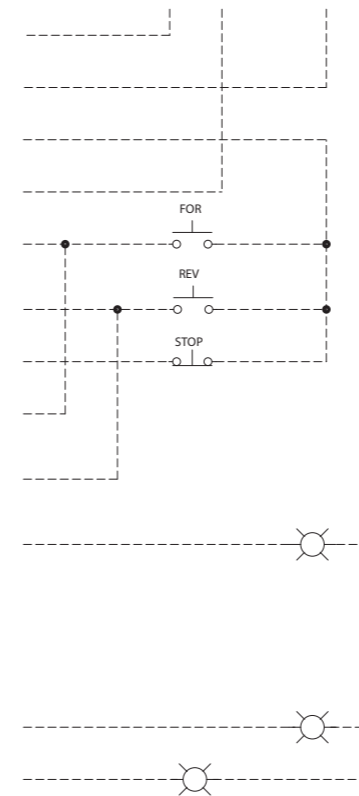


BUL 103 & BUL 107 AUX CONTACTS FOR 140-CMN CIRCUIT BREAKERS					
Last Characters in Cat. No. (103S-KTD2-GC40CK)				Terminal Markings	
1 st CHAR	2 nd CHAR	Aux Contacts	Trip Contacts	CB (1)	CB (2)
X		--	--	--	--
C		1 NO + 1 NC	--	13 - 14	21 - 22
D		2 NO	--	13 - 14	23 - 24
E		2 NC	--	13 - 14	21 - 22
C,D	K	1 NO	1 NC (SC) + 1 NC (OL)	13 - 14	41 - 42 + 35 - 36
C,D	L	1 NO	1 NO (SC) + 1 NO (OL)	13 - 14	43 - 44 + 37 - 38
C,D		1 NC	1 NO (SC) + 1 NC (OL)	13 - 14	43 - 44 + 37 - 38
C,D	N	1 NC	1 NO (SC) + 1 NO (OL)	13 - 14	41 - 42 + 35 - 36
E	K	1 NO	1 NC (SC) + 1 NC (OL)	13 - 14	35 - 36 + 41 - 42
E	L	1 NO	1 NO (SC) + 1 NO (OL)	13 - 14	37 - 38 + 43 - 44
E		1 NC	1 NC (SC) + 1 NO (OL)	13 - 14	35 - 36 + 41 - 42
E	N	1 NC	1 NO (SC) + 1 NC (OL)	13 - 14	37 - 38 + 43 - 44

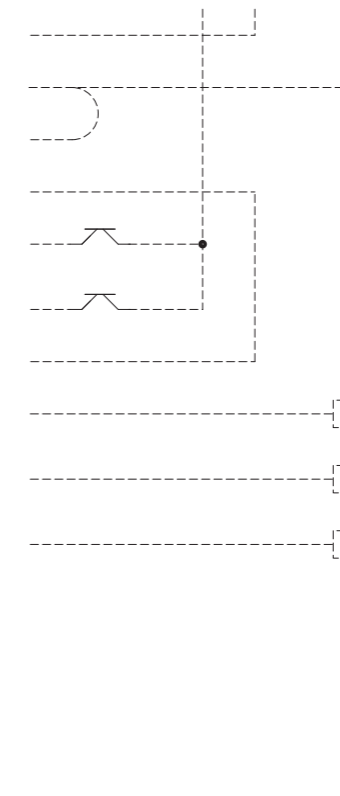
BUL 103 & BUL 107 AUX CONTACTS FOR 140M CIRCUIT BREAKERS					
Last Characters in Cat. No. (103S-ATD2-DB40CK)				Terminal Markings	
1 st CHAR	2 nd CHAR	Aux Contacts	Trip Contacts	CB (1)	CB (2)
X		--	--	--	--
A	K,L,M,N	1 NC	--	11 - 12	--
B	K,L,M,N,Q	1 NO	--	13 - 14	--
C	K,L,M,N,Q	1 NO + 1 NC	--	13 - 14	21 - 22
D	K,L,M,N,Q	2 NO	--	13 - 14	23 - 24
E	K,L,M,N,Q	2 NC	--	11 - 12	21 - 22
R	K,L,M,N,Q	1 NC	1 NO (SC + OL)	11 - 12	27 - 28
S	K,L,M,N,Q	1 NO	1 NO (SC + OL)	13 - 14	27 - 28



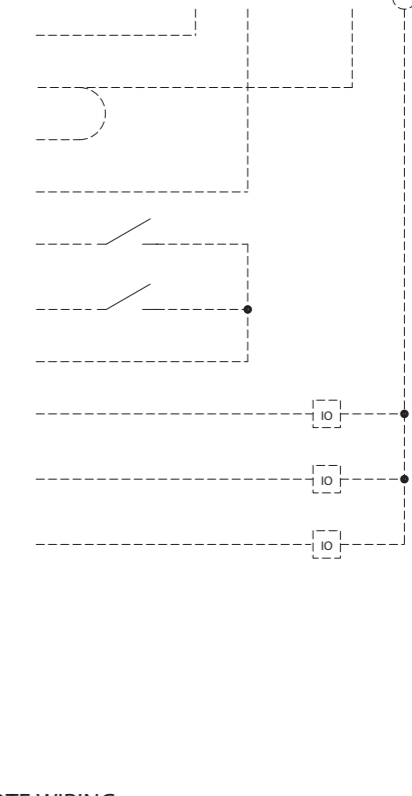
PUSH BUTTON CONTROL



SOURCE CONTROL



DSA DEVICE NET MDSA



REMOTE WIRING -----  
FACTORY WIRING \_\_\_\_\_

BUL 107 AUX. CONTACTS FOR 100C CONTACTORS																	
8th character in Cat. No. i.e. (107S-ATA3-CA16C)	Description	100-C09...C23								100-C30...C85							
		F(1)*	F(2)**	F(3)	F(4)	R(1)*	R(2)**	R(3)	R(4)	F(1)	F(2)	F(3)	F(4)	R(1)	R(2)	R(3)	R(4)
3	1NO + 1NC	13 - 14	21 - 22	----	----	13 - 14	21 - 22	----	----	13 - 14	21 - 22	----	----	13 - 14	21 - 22	----	----
7	2NO + 2NC	13 - 14	21 - 22	53 - 54	61 - 62	13 - 14	21 - 22	53 - 54	61 - 62	13 - 14	21 - 22	31 - 32	43 - 44	13 - 14	21 - 22	31 - 32	43 - 44

\* 4th Pole of Contactor  
\*\* Mechanical/Electrical Interlock