IEC Starters

Allen-Bradley

Compact, Flexible Open and Enclosed Starter Solutions

Features and Benefits

- IEC-style components allow for a more compact footprint and are available up to 250 Hp (300 A)
- Non-combination or combination options
- Bimetallic or electronic overload relays for motor protection
- Patented snap-together wiring technology on non-combination metal enclosures
- Global short-circuit current ratings (SCCR)
- 22.5 mm command and indication devices
- Rotary operated disconnect switch
- Reversing, non-reversing and multi-speed operating modes
- RoHS Compliant

Common Applications

- Conveyors
- Belts
- Machine tools
- Overhead doors
- Cranes
- Hoists

The right components, in the right combination.

Overview

The Allen-Bradley® IEC starter portfolio provides a wide variety of options to match light-duty, industrial type application needs. The compact design of our IEC starters addresses your most space-critical applications while allowing for easy, secure wiring.

Allen-Bradley IEC starters are also offered in metallic and non-metallic enclosures, making them suitable for your most demanding industrial environments, indoors or out.

Modified Industrial Controls

Are you looking for more complex IEC starter options? The Modified Industrial Control business offers custom designs for enclosures and components for more complex applications.

IEC Enclosed Non-Combination Starters

Our non-combination starters provide motor control and overload protection, and require a separate disconnecting means for the branch circuit protection. The compact design is ideal for applications where space is a premium while still meeting regional certifications.

105-C Reversing Starter

109-C Non-reversing Starter

- Plastic enclosures: IP66 Type 4/4x/12
- Current range: 0.1…43 A
- Bimetallic and electronic overload relays
- SCCR up to 5 kAIC
- CE Marked and cULus Listed



109-C Non-reversing Combination Starter



105-C Reversing Starter

105-C Reversing Starter

109-C Non-reversing Starter

- Metal enclosures: IP42 Type 1 and IP66 Type 3/2/12
- Current range: 0.1…85 A
- Bimetallic class 10 or electronic overload relays
- Snap-together wiring technology
- SCCR up to 5 kAIC
- cULus Listed

Snap-Together Wiring Technology

Wiring Made Easy

Our non-combination metal enclosures now feature component wiring color-coded by function. The wiring sleeve-cover corresponds to a colored label on the terminal block, reducing wiring errors and allowing for quicker installation times.

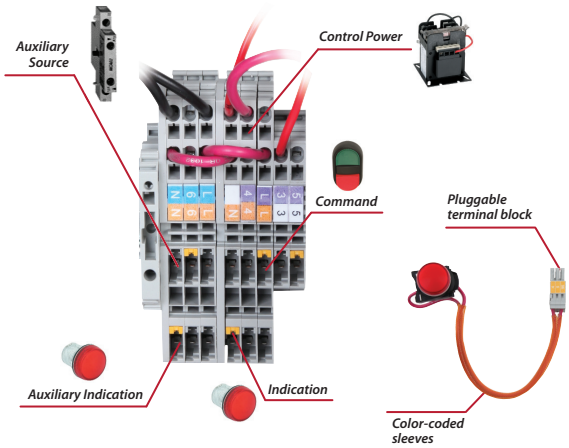

IEC Enclosed Combination Starters

Our combination starters provide a disconnecting means, motor control and overload protection. Combination starters reduce the overall footprint and labor cost for a motor starter installation by eliminating the field wiring and conduit connections between the disconnecting means and the motor starter.

103C Non-reversing Starter with Motor Protection Circuit Breaker

107C Reversing Starter with Motor Protection Circuit Breaker

- Plastic enclosure: IP66, Type 4/4X/12K
- Current range: 0.1…16 A
- Short-circuit and overload protection provided by motor protection circuit breakers
- SCCR up to 65 kAIC
- cULus Listed



103C Non-reversing Combination Starter



107H Reversing Combination Starter

103H Non-reversing Starter with Motor Protection Circuit Breaker

107H Reversing Starter with Motor Protection Circuit Breaker

- Metal enclosure: IP66, Type 3/4/12
- Current range: 0.1…43 A
- Short-circuit and overload protection provided by motor protection circuit breakers
- SCCR up to 65 kAIC
- cULus Listed

106-C Reversing Starter with Fusible Rotary Disconnect

112-C Non-reversing Starter with Fusible Rotary Disconnect

113-C Non-reversing Starter with Molded Case Circuit Breaker

- Metal enclosure: IP 42/66, Type 1/3/4/12
- Current range: 0.1…300 A
- Bimetallic or electronic overload relay available
- Bulletin 106-C/112-C SCCR up to 100 kAIC with fusible rotary disconnect
- Bulletin 113-C SCCR up to 65 kAIC with molded case circuit breaker
- cULus Listed

112-C Non-reversing Starter with Fusible Rotary Disconnect

IEC Open Starters

Our open starters provide mounting flexibility using busbars, DIN rail or panel mounting methods in the enclosure of your choice. Available with or without disconnecting means.

190E Non-reversing Eco Starter

191E Reversing Eco Starter

- Current range: 0.1…43 A
- Two component starters with motor protection circuit breakers and choice of miniature or standard contactor
- DIN Rail mounting
- SCCR up to 65 kAIC
- cULus Listed

190S Non-reversing MCS Compact Starter

191S Reversing MCS Compact Starter

- Current range: 0.1…43 A
- Two component starters with motor protection circuit breaker and choice of miniature or standard contactor
- Screw or DIN Rail mounting
- SCCR up to 65 kAIC
- cULus Listed

103S Direct-On-line Starter with Circuit Breaker

107S Reversing Stater with Circuit Breaker

- Current range: 0.1…90 A
- Two component starters with motor protection circuit breaker and IEC contactor
- Pre-configured for mounting on Bulletin 141A Busbar Mounting System panel mounting modules
- SCCR up to 65 kAIC
- cULus Listed

103T Direct On-line Starter with Circuit Breaker and Overload Relay

107T Reversing Starter with Circuit Breaker and Overload Relay



- Current range: 0.1…45 A
- Three component starters with motor circuit protector or fuse holder, IEC contactor and electronic overload relay
- Pre-configured for mounting on Bulletin 141A Busbar Mounting System panel mounting modules
- SCCR up to 65 kAIC
- cULus Listed

141A Busbar Mounting System

http://ab.rockwellautomation.com/Motor-Control/LV-Starters/Busbar-Mounting-System

The Allen-Bradley 141A Busbar Mounting System offers a flexible, modular solution for your control and protection, power distribution and engineered system solutions needs.

- Mounting classes available:
  - Standard up to 1250 A
  - Iso busbar adapters up to 1250 A
  - Compact up to 360 A
- Meets IEC 61439 and UL508A requirements for feeder and branch circuits
- MCS Star software allows for easy system configuration

www.rockwellautomation.com

Power, Control and Information Solutions Headquarters

Americas: Rockwell Automation, 1201 South Second Street, Milwaukee, WI 53204-2496 USA, Tel: (1) 414.382.2000, Fax: (1) 414.382.4444
Europe/Middle East/Africa: Rockwell Automation NV, Pegasus Park, De Kleetlaan 12a, 1831 Diegem, Belgium, Tel: (32) 2 663 0600, Fax: (32) 2 663 0640
Asia Pacific: Rockwell Automation, Level 14, Core F, Cyberport 3, 100 Cyberport Road, Hong Kong, Tel: (852) 2887 4788, Fax: (852) 2508 1846

Publication 100-PP006A-EN-P – February 2017