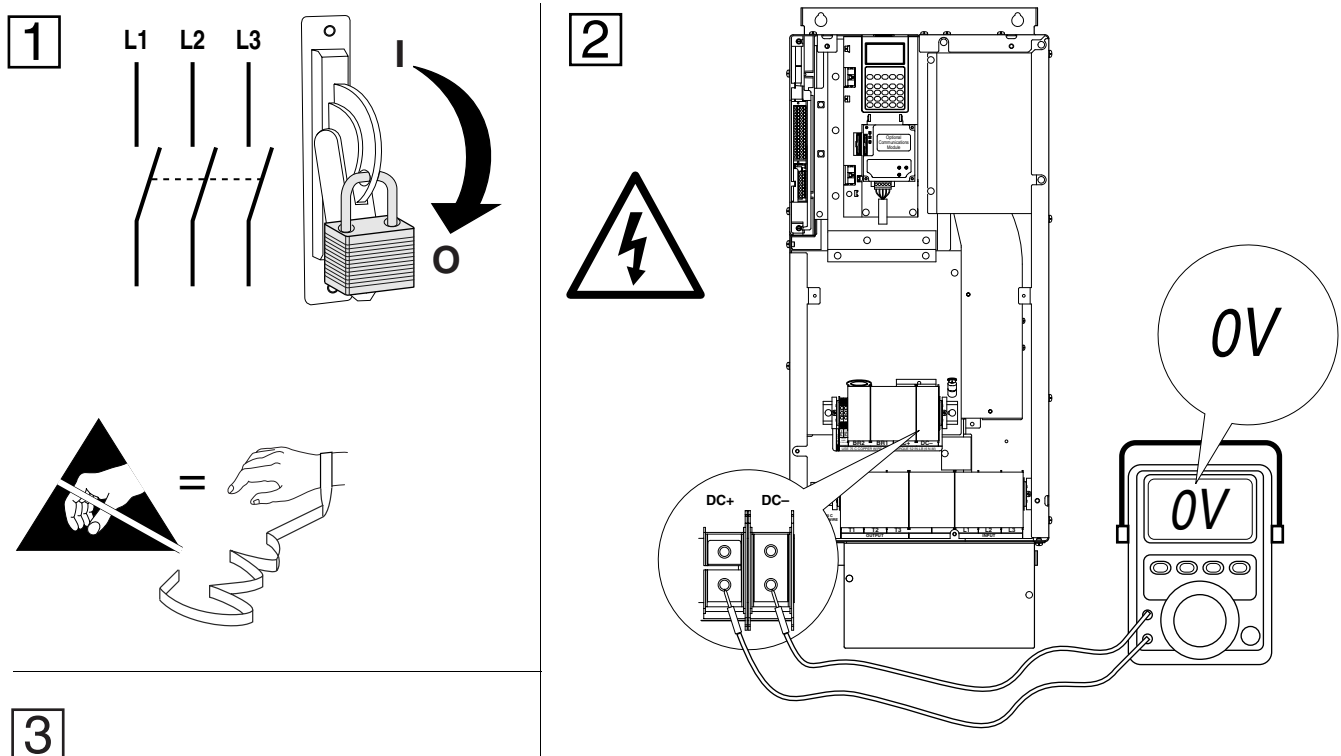


MOV Replacement Kit - Frame 5

Installation Instructions



- A.** Locate the MOV assembly. Note wire placement and remove the 4 wires/lugs from the terminal block. Remove the screw that secures the MOV to the chassis. See [Figure 1](#).
- B.** Compare lug styles between the MOV just removed and the new one.
- If the lugs are identical, install the new MOV in reverse order. Verify correct wire placement and tighten the MOV screw to 3.2 N-m (28 lb.-in.).
 - If the lugs are different, cut the lugs off of the new MOV (as close to the lug as possible). Strip the insulation from each lead approximately 8 mm (0.31 in.). Crimp the supplied lugs to the wires. Install the new MOV in reverse order. Verify correct wire placement and tighten the MOV screw to 3.2 N-m (28 lb.-in.).

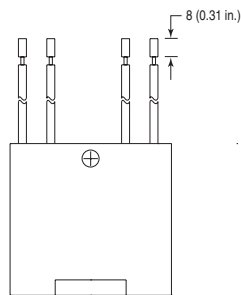
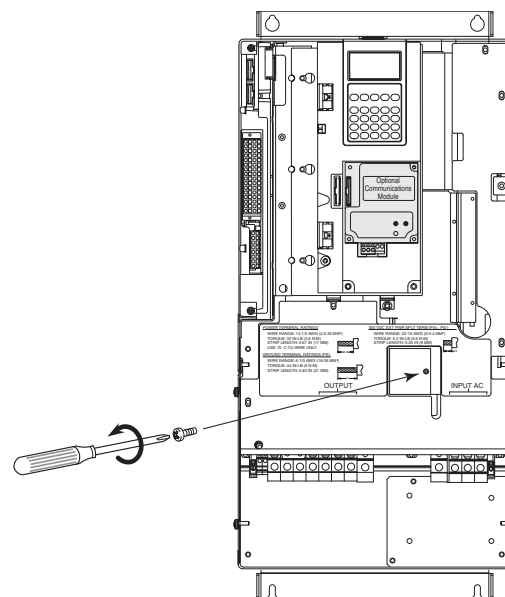


Figure 1 MOV Assembly (Frame 5 shown)





www.rockwellautomation.com

Corporate Headquarters

Rockwell Automation, 777 East Wisconsin Avenue, Suite 1400, Milwaukee, WI, 53202-5302 USA, Tel: (1) 414.212.5200, Fax: (1) 414.212.5201

Headquarters for Allen-Bradley Products, Rockwell Software Products and Global Manufacturing Solutions

Americas: Rockwell Automation, 1201 South Second Street, Milwaukee, WI 53204-2496 USA, Tel: (1) 414.382.2000, Fax: (1) 414.382.4444

Europe/Middle East/Africa: Rockwell Automation SA/NV, Vorstlaan/Boulevard du Souverain 36, 1170 Brussels, Belgium, Tel: (32) 2 663 0600, Fax: (32) 2 663 0640

Asia Pacific: Rockwell Automation, Level 14, Core F, Cyberport 3, 100 Cyberport Road, Hong Kong, Tel: (852) 2887 4788, Fax: (852) 2508 1846

Headquarters for Dodge and Reliance Electric Products

Americas: Rockwell Automation, 6040 Ponders Court, Greenville, SC 29615-4617 USA, Tel: (1) 864.297.4800, Fax: (1) 864.281.2433

Europe/Middle East/Africa: Rockwell Automation, Herman-Heinrich-Gossen-Strasse 3, 50858 Köln, Germany, Tel: 49 (0) 2234 379410, Fax: 49 (0) 2234 3794164

Asia Pacific: Rockwell Automation, 55 Newton Road, #11-01/02 Revenue House, Singapore 307987, Tel: (65) 6356-9077, Fax: (65) 6356-9011

U.S. Allen-Bradley Drives Technical Support

Tel: (1) 262.512.8176, Fax: (1) 262.512.2222, Email: support@drives.ra.rockwell.com, Online: www.ab.com/support/abdrives

U.S. Reliance Drives Technical Support

Tel: (1) 800.726.8112, Online: www.reliance.com/prodserv/standriv/customer