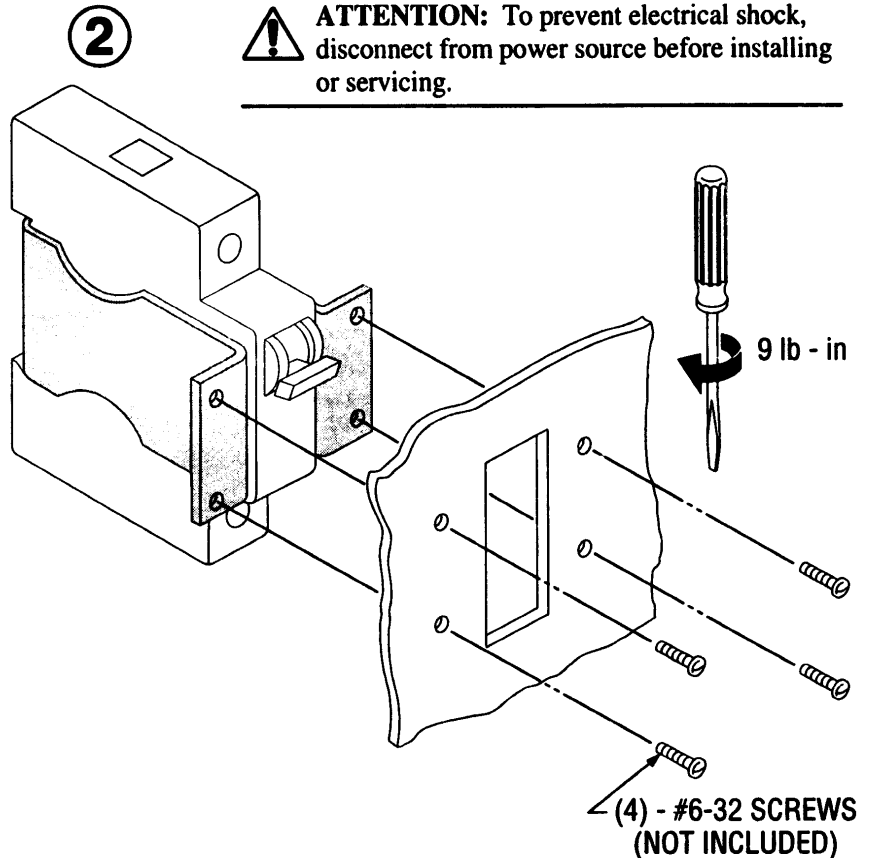
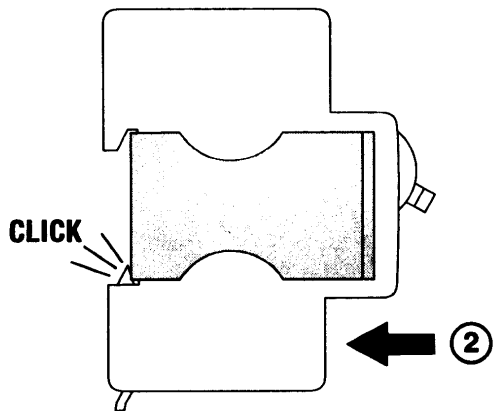
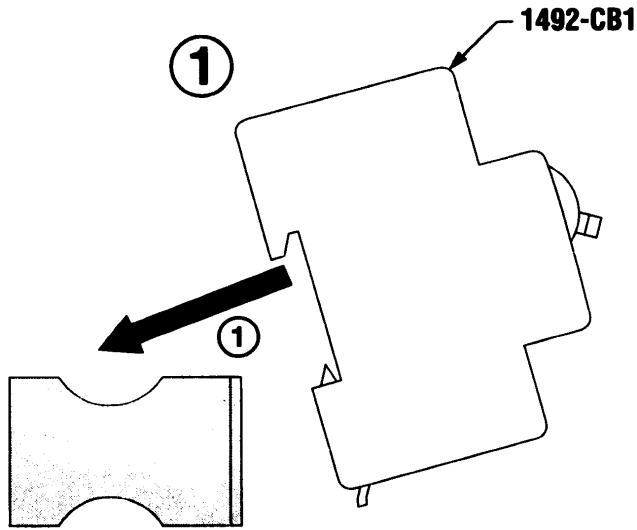




Circuit Breaker Accessory (1492-N711, -N712, -N713, -N714, -N715)

INSTALLATION



⚠ ATTENTION: To prevent electrical shock, disconnect from power source before installing or servicing.

RECOMMENDED PANEL CUT-OUT			
CATALOG NO.	NO. OF POLES	DIM. "A"	DIM. "B"
1492-N711	1	47/64	1 - 19/64
1492-N712	2	1 - 7/16	2
1492-N713	3	2 - 9/64	2 - 45/64
1492-N714	4	2 - 27/32	3 - 13/32
1492-N715	5	3 - 17/32	4 - 3/32

(DIMENSIONS IN INCHES)

