



Selector Switch Installation and Mounting Instructions

Instructions de montage et d'installation du selecteur

Wahlschalter, einbau- und montageanleitung

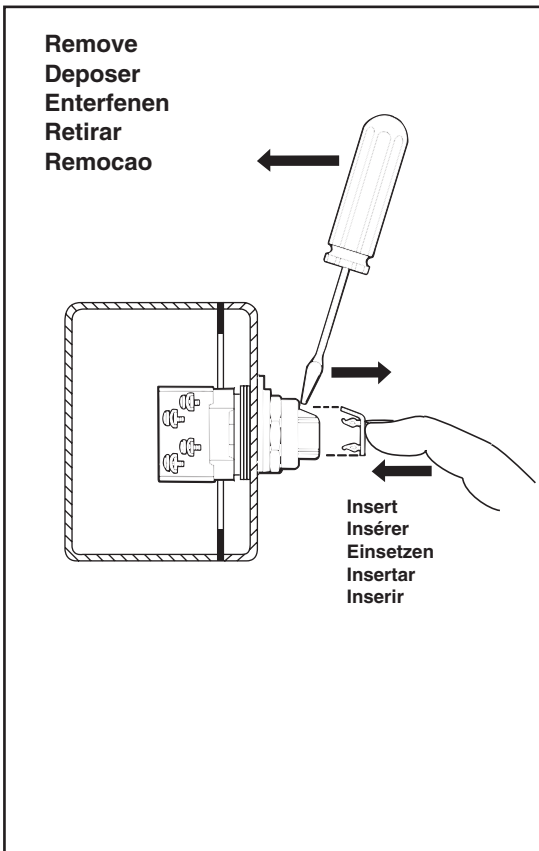
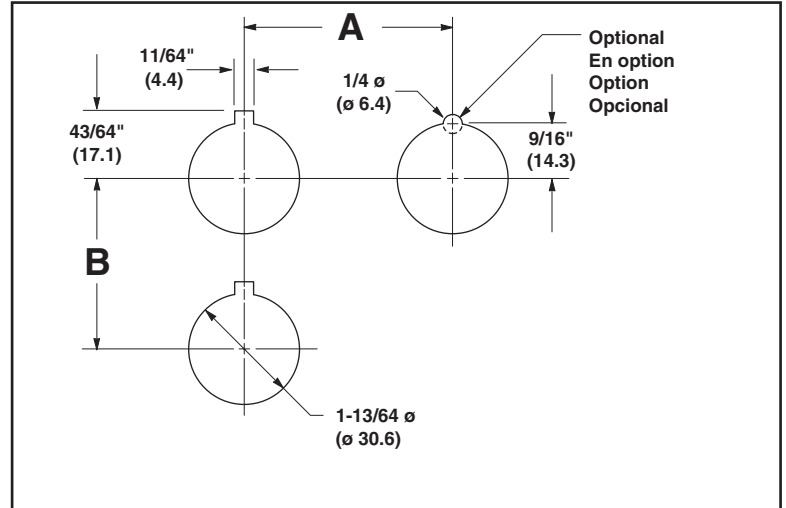
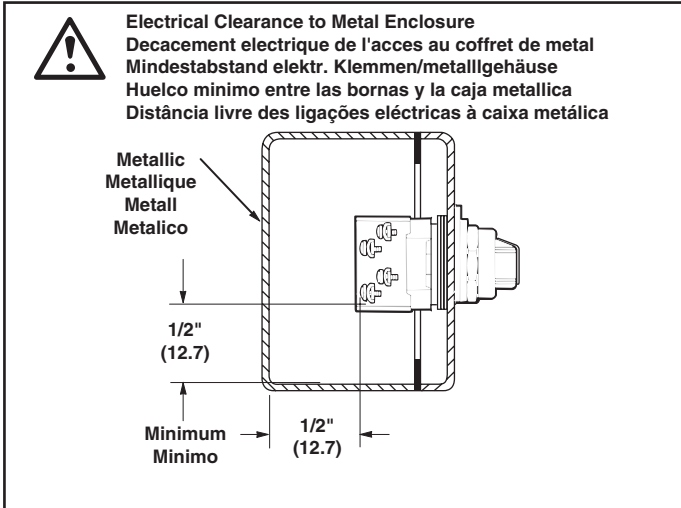
Instrucciones de instacion y montaje del conmyador selector

Instuções de instalação e montagem do comutador selector

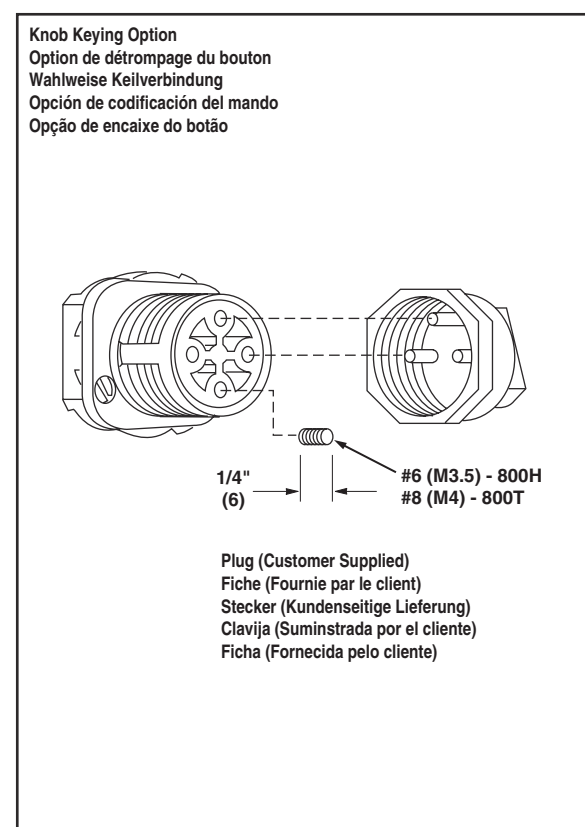
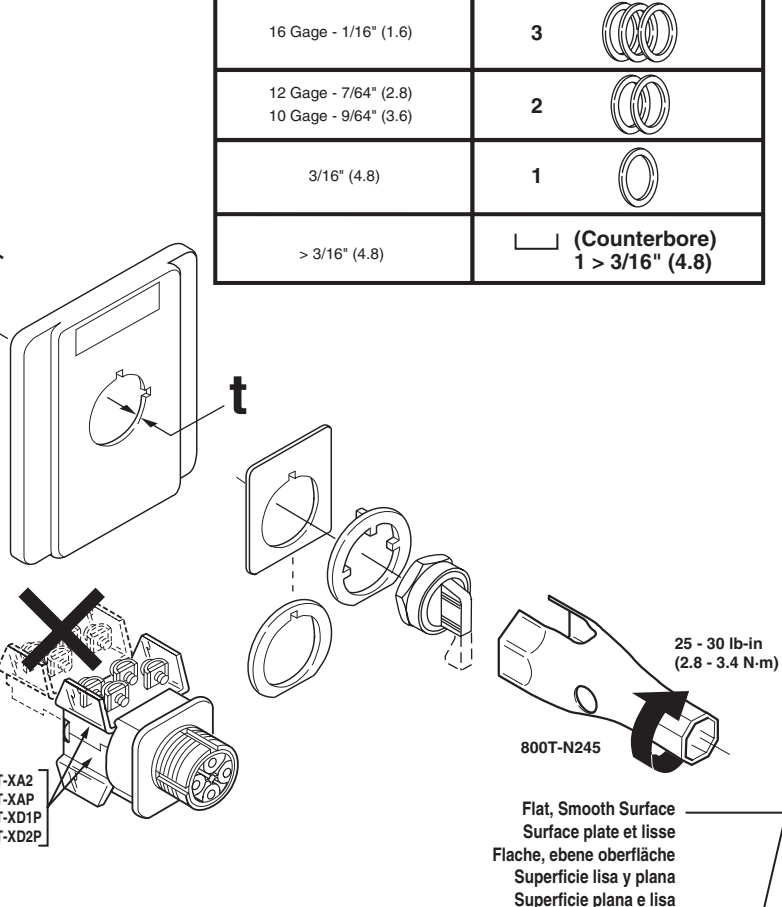
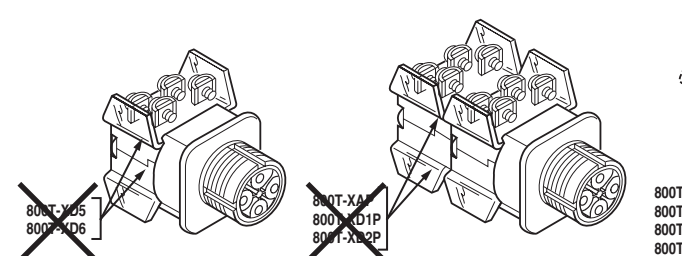
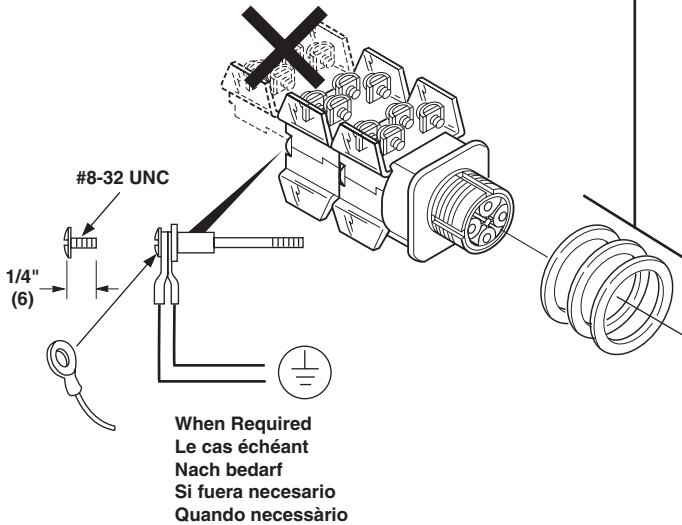
(Cat 800H-___, 800T-___)



ATTENTION: To prevent electrical shock, disconnect from power source before installing or servicing.



| Type Typ Tipo | Positions Stellungen Posiciones Posições | A | | B | | A | | B | |
|------------------------------------|---|---------------|-----------------|---------------|---------------|---------------|---------------|---------------|---------------|
| | | A | B | A | B | A | B | | |
| (800T) (800T) (800T) (800H) | | 2-1/4" (57.2) | 1-27/32" (46.8) | 2-1/4" (57.2) | 2-1/2" (63.5) | 2-1/2" (63.5) | 2-1/2" (63.5) | 2-1/2" (63.5) | 2-1/2" (63.5) |
| | | 2-1/4" (57.2) | 1-27/32" (46.8) | 2-1/4" (57.2) | 2-1/2" (63.5) | 2-1/2" (63.5) | 2-1/2" (63.5) | 2-1/2" (63.5) | 2-1/2" (63.5) |
| | | 2-1/4" (57.2) | 1-27/32" (46.8) | 2-1/4" (57.2) | 2-1/2" (63.5) | 2-1/2" (63.5) | 2-1/2" (63.5) | 2-1/2" (63.5) | 2-1/2" (63.5) |
| (800T) | | 2-1/4" (57.2) | 1-27/32" (46.8) | 2-1/4" (57.2) | 2-1/2" (63.5) | 2-1/2" (63.5) | 2-1/2" (63.5) | 2-1/2" (63.5) | 2-1/2" (63.5) |
| | | 2-1/4" (57.2) | 1-27/32" (46.8) | 2-1/4" (57.2) | 2-1/2" (63.5) | 2-1/2" (63.5) | 2-1/2" (63.5) | 2-1/2" (63.5) | 2-1/2" (63.5) |
| | | 2-1/4" (57.2) | 1-27/32" (46.8) | 2-1/4" (57.2) | 2-1/2" (63.5) | 2-1/2" (63.5) | 2-1/2" (63.5) | 2-1/2" (63.5) | 2-1/2" (63.5) |
| (800T) | | 3-1/4" (82.6) | 3" (76.2) | 3-1/4" (82.6) | 3" (76.2) | 3-1/4" (82.6) | 3" (76.2) | 3-1/4" (82.6) | 3" (76.2) |
| | | 3-1/4" (82.6) | 3" (76.2) | 3-1/4" (82.6) | 3" (76.2) | 3-1/4" (82.6) | 3" (76.2) | 3-1/4" (82.6) | 3" (76.2) |
| | | 4" (101.6) | 3" (76.2) | 4" (101.6) | 3" (76.2) | 4" (101.6) | 3" (76.2) | 4" (101.6) | 3" (76.2) |



| Device Rating Puissance nominale du dispositif Bemessung der vorrichtung Régimen del dispositivo Gradação do instrumento | Enclosure Rating Valeur nominale du coffret Gehäusechutzgrad Regimen de la caja Capacidade do compartimento | Station Rating Valeur nominale de la station Stationsleistung Régimen deestacion Capacidade de Estação |
|--|---|--|
| + = 800T UL Listed: Type 4, 13 IP66 | Type 1 | Type 1 |
| | Type 4 | Type 4 |
| | Type 4, 4X | Type 4, 4X |
| | Type 13 | Type 13 |
| | Type 4, 13 | Type 4, 13 |
| | IP66 | IP66 |
| 800H UL Listed: Type 4, 4X, 13 IP66 | Type 1 | Type 1 |
| | Type 4 | Type 4 |
| | Type 4, 4X | Type 4, 4X |
| | Type 13 | Type 13 |
| | Type 4, 13 | Type 4, 13 |
| | IP66 | IP66 |
| Type 4X, IP66 | Type 4X, IP66 | |
| Type 13, IP66 | Type 13, IP66 | |