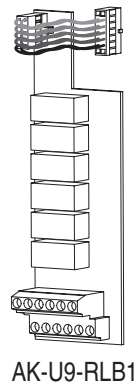

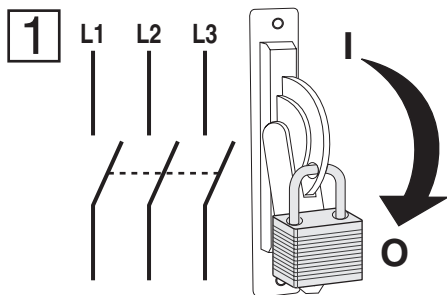




PowerFlex 400 Auxiliary Relay Board
 PowerFlex 400 Hilfs-Relaismodul
 Plaque de relais auxiliaire du PowerFlex 400
 Scheda a relè ausiliario PowerFlex 400
 Tablero de relé auxiliar del PowerFlex 400
 PowerFlex 400 aux-relaiskaart
 Quadro de relés auxiliares do PowerFlex 400



Installation Instructions
Installationsanleitung
Installation
Installazione
Instalación
Instructies
Instalação



Wait three minutes for capacitors to discharge to safe voltage levels.

Drei Minuten warten, bis die Kondensatoren sich auf eine sichere Spannung entladen haben.

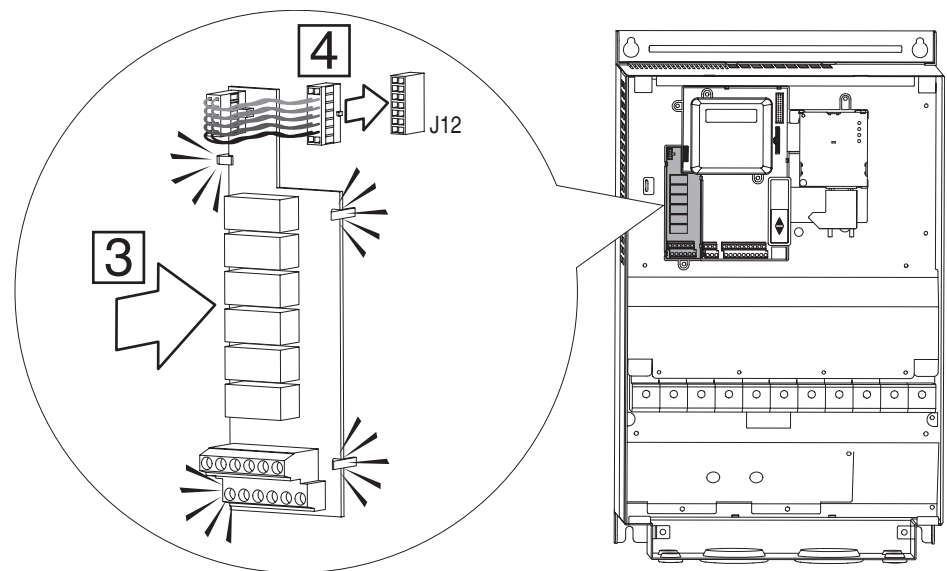
Attendre trois minutes pour s'assurer que les condensateurs se sont déchargés jusqu' à des niveaux de tension sans danger.

Attendere tre minuti affinché i condensatori si scarichino fino a raggiungere un livello di tensione sicuro.

Espera tres minutos a que los condensadores se descarguen a niveles seguros de tensión; de lo contrario puede sufrir lesiones o incluso la muerte.

Wacht drie minuten zodat de condensators zich kunnen ontladen tot een veilig niveau.

Espera três minutos para que os capacitores descarreguem a níveis seguros de tensão.



www.rockwellautomation.com

Power, Control and Information Solutions Headquarters

Americas: Rockwell Automation, 1201 South Second Street, Milwaukee, WI 53204-2496 USA, Tel: (1) 414.382.2000, Fax: (1) 414.382.4444
 Europe/Middle East/Africa: Rockwell Automation, Vorstlaan/Boulevard du Souverain 36, 1170 Brussels, Belgium, Tel: (32) 2 663 0600, Fax: (32) 2 663 0640
 Asia Pacific: Rockwell Automation, Level 14, Core F, Cyberport 3, 100 Cyberport Road, Hong Kong, Tel: (852) 2887 4788, Fax: (852) 2508 1846

Publication 22C-IN004A-MU-P – March 2005



Copyright © 2005 Rockwell Automation. All rights reserved.