



Auxiliary Switch

Contact Auxiliare

Hilfskontakt

Contatto Ausiliario

Contacto Auxiliar

(Cat 1489-AAHH3, -AAHS3)



ATTENTION: To prevent electrical shock, disconnect from power source before installing or servicing.
ATTENTION: Avant le montage et la mise en service, couper l'alimentation secteur pour éviter toutes décharges.
ACHTUNG: Vor Installations- oder Servicearbeiten Stromversorgung unterbrechen, um Elektroschocks zu vermeiden.
ATTENZIONE: Per prevenire infortuni, togliere tensione prima dell'installazione o manutenzione.
ATENCIÓN: Desconéctese de la corriente eléctrica, antes de la instalación o del servicio, a fin de impedir sacudidas eléctricas.

H

Switches when protective device is operated manually or is tripped electrically.

Commute lorsque le dispositif de protection est actionné manuellement ou déclenché électriquement.

Wird betätigt, wenn die Schutzvorrichtung von Hand oder elektronisch ausgelöst wird.

Si inserisce quando il dispositivo di protezione viene azionato manualmente oppure si attiva elettricamente.

Se conecta cuando el dispositivo de protección se activa manualmente o se enciende de forma electrónica.

S

Switches only when protective device is tripped electrically.

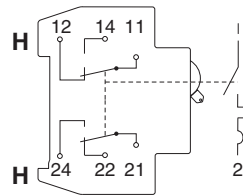
Commute lorsque le dispositif de protection est déclenché électriquement.

Wird nur dann betätigt, wenn die Schutzvorrichtung elektronisch ausgelöst wird.

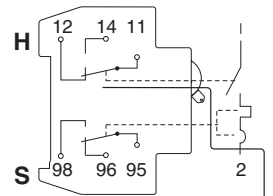
Si inserisce soltanto quando il dispositivo di protezione si attiva elettricamente.

Sólo se conecta cuando el dispositivo de protección se enciende de forma eléctrica.

1489-AAHH3



1489-AAHS3



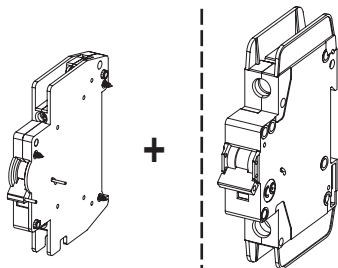
Allowable Combinations and Positions

Combinaisons et Positions Possible

Zulaessige Kombinationen und Positionen

Combinazioni e Posizioni Accettabili

Combinaciones y Posiciones Válidas

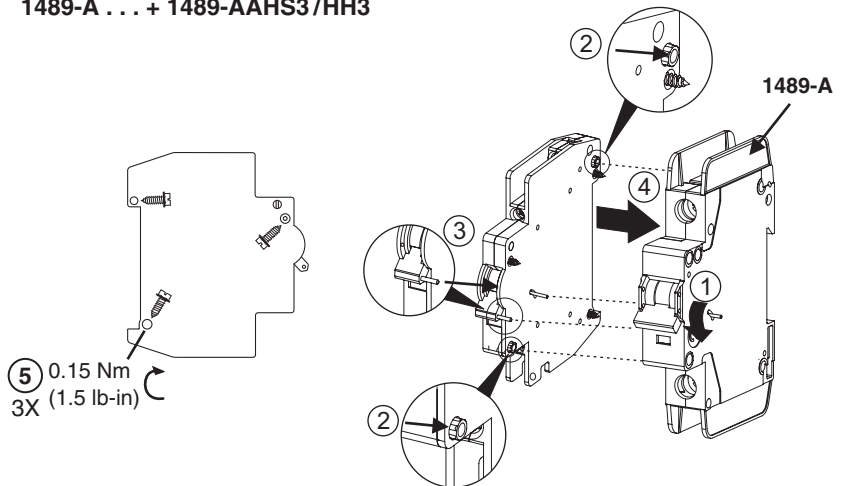


1489-AAHH3	1489-AAHS3	1489-AAST...	1489-A...
X			X
	X		X
		X	X
X		X	X
	X	X	X



Maximum
Massimo
Máximo

1489-A . . . + 1489-AAHS3/HH3



1489-AAHH3/HS3

Cu Only					
mm ²	AWG				
1 x 0.5 - 2.5	1 x #18 - 14	8mm (.31 in)	Z0	0.6 x 3.5mm (.024 x .14in)	0.8 Nm (7 lb-in)
2 x 0.5 - 2 x 2.5	2 x #18 - 2 x #14				

UL 489 Ie Ue
2A 230VAC U minimum = 5VDC
0.5A 110VDC

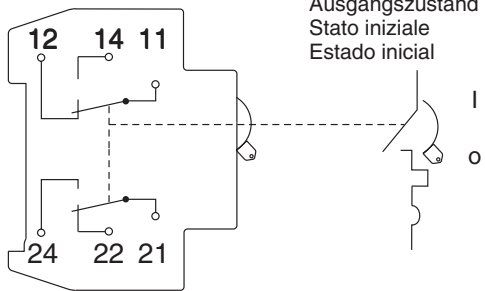
ATTENTION: The voltage of the 1489-A Circuit Breaker is limited to 300V with this Auxiliary installed.
ATTENTION: La tension du disjoncteur 1489-A est limitée à 300V lorsque ce contact auxiliaire est installé.
ACHTUNG: Wenn dieser Hilfskontakt installiert ist, ist die elektrische Spannung des 1489-A-Schutzschalters auf 300 V beschränkt.
ATTENZIONE: Con il contatto ausiliario installato la tensione dell'interruttore di circuito 1489-A è limitata a 300 V.
ATENCIÓN: El voltaje del interruptor de circuito 1489-A está limitado a 300V con este auxiliar instalado.

IEC/EN 60947-5-1 Ie Ue
AC13 3A 250V
AC15 2A 250V U minimum = 5VDC
DC12 0.5A 110V

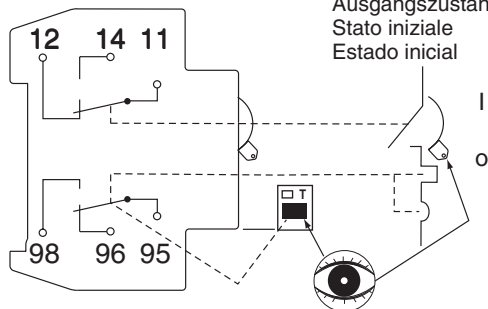
1489-AAHH3

1489-AAHS3

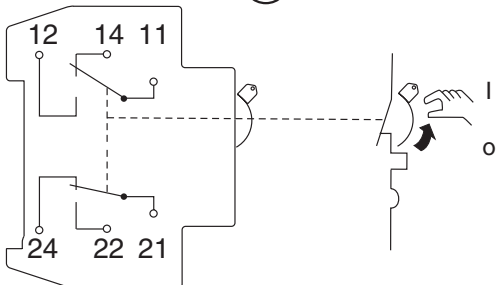
① Initial State
État initial
Ausgangszustand
Stato iniziale
Estado inicial



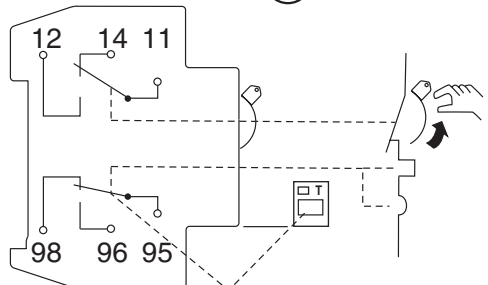
① Initial State
État initial
Ausgangszustand
Stato iniziale
Estado inicial



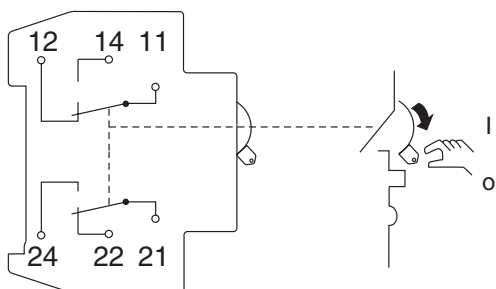
② ON/I



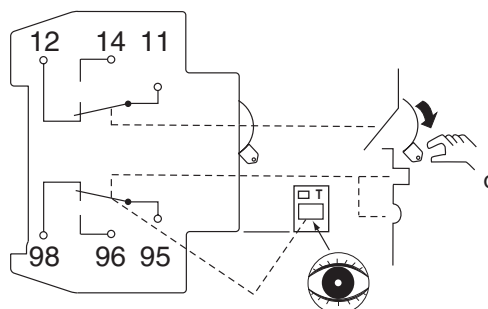
② ON/I



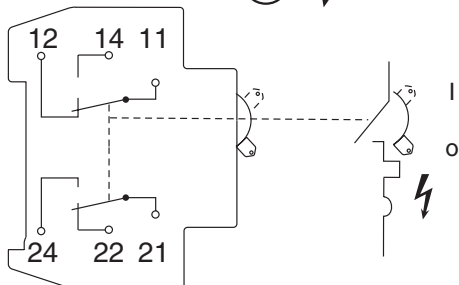
③a OFF/O



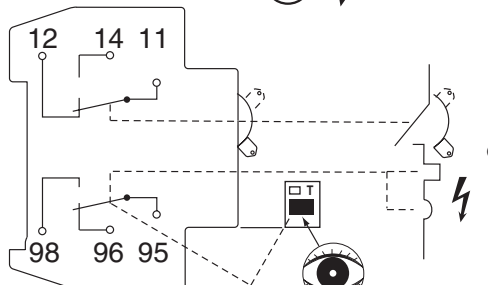
③a OFF/O



or ③b ⚡ OFF/O



or ③b ⚡ OFF/O



or ③c TEST OFF/O

