






Application Note

1606-XL480GP

- World-wide approvals (  ) for industry
- Input: AC 115/230V auto select
- Output: 36...43V/ 480 W

- 92% efficiency
- Ideal for parallel operation

Input

Input voltage	AC 100...120V/200...240V, 47...63Hz, auto select
Rated tolerances	
• Continuous operation	AC 85...132V resp. AC 184...264V
• Short-term (30s) at 36V/13A	AC 85...140V resp. AC 175...280V
Input current	<10A (115V range) <5A (230V range)
Inrush current	typ. <18A @ AC 264V and cold start
Fuse loading	<5A ² s (cold start)

If you intend to protect the primary side of the power supply with a fuse or a circuit breaker, a 15 A slow acting fuse (HBC) or a supplementary protector 1492-SPU1C150 is recommended (1492-SP1C160 for Europe). In order to meet local requirements, please consult local codes and regulations for proper installation.

EN 61000-3-2 (harmonic current emissions [PFC]) is fulfilled

Transient handling	Transient resistance acc. to VDE 0160 / W2 (750V / 1.3ms), for all load conditions.
Hold-up time	27ms at 36V/13A, AC 230V _{in} 35ms at 36V/13A, AC 120V _{in} 15ms at 36V/13A, AC 100V _{in}

Efficiency, Reliability etc.

Efficiency	typ. 92% (AC 230V, 36V/13.3A)
Losses	typ. 42W (AC 230V, 36V/13.3A)
MTBF	519,000h acc. to Siemensnorm SN29500 (36V / 13A, 230V, T _{amb} = 40°C)
Life cycle (electrolytics)	The unit exclusively uses longlife electrolytics, specified for +105°C. High reliability, as <ul style="list-style-type: none"> • only five aluminium electrolytics and • no small aluminium electrolytics are used.

Output

Output voltage	DC 36...43V, adjustable by (covered) front panel potentiometer; preset: 36V ±0.5% Adjustment range guaranteed
Output noise suppression	Radiated EMI values below EN50081-1, even when using long, unscreened output cables.
Ambient temperature range T _{amb}	Operation: 0°C...+70°C (> 60°C: Derating) Storage: -25°C...+85°C
Rated continuous loading with convection cooling:	
• T _{amb} =0°C...60°C short-term (<30s)	36V/13.3A resp. 43V/11.2A 36V/16.6A resp. 42V/14A
Derating	12W/K (at T _{amb} = 60...70°C)
Voltage regulation	better than 2% over all
Ripple	(incl. spikes (20 MHz bandwidth), 50Ω measurement)
• Output charact. S	<30mV _{pp} (<0.09%)
• Output charact. P (S/P: Single/Parallel Mode)	<80mV _{pp} (In: AC 230V, Out: 36V/13A) <100mV _{pp} (In: AC 184V, Out: 42V/13A)
Over-voltage protection	At 49V ±10%: switch to hiccup mode

Front panel indicators:

- Green LED on, when V_{out} = V_{out} adjusted
- Red LED on, when V_{out} < V_{out} adjusted

Parallel operation Yes, up to ten units

To achieve current sharing the output V/I characteristic can be altered to be 'softer' (36.6V at 0A, 35.2V at 13.3A). This is done by repositioning an external bridge connection (without opening the unit).

Power Back Immunity max. 48V

Construction / Mechanics

Housing dimensions and Weight	
• W x H x D	220mm x 124mm x 102mm (+ DIN rail)
• Free space for ventilation	above/below 70mm recommended left/right 25mm recommended
• Weight	2.5kg

Design advantages: All connection blocks are easy to reach as mounted on the front panel; PVC insulated cable can be used for all connections, as the connection blocks are mounted in the cooler area on the underside of the unit.

Wire Size Input/Output:

Stranded 20...10 AWG (0.5...4 mm²), Solid 20...10 AWG (0.5...6 mm²)

Tightening Torque: 7 lbs in (0.8 Nm) recommended

Start / Overload Behavior

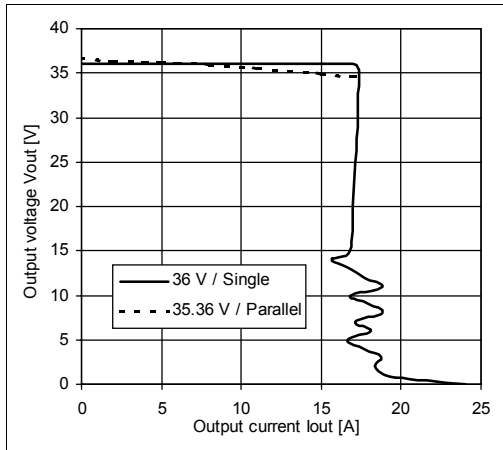
Startup delay	typ. 0.55s
Rise time	appr. 20...80ms, depending on load
Overload behavior	Overload Design (see diagram)

Advantages:

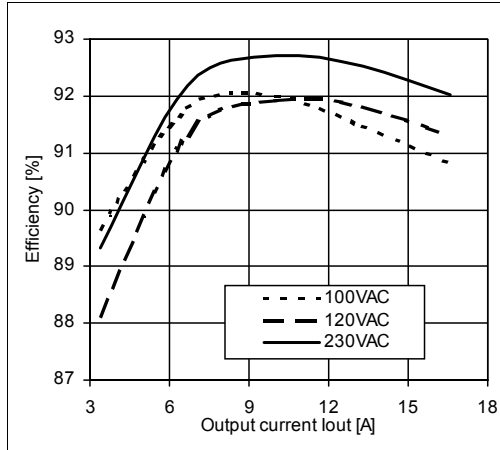
- No disconnection/hiccup, thus overloading is possible also for a longer period of time (load start-up), ideal for parallel operation.
- High overload/short-circuit current due to straight characteristic; each bias point of the V/I characteristic extends 13A.

Advantage: Due to the high and continuously supplied overload current the unit starts reliably even with awkward loads (DC-DC converters, motors). No 'sticking' can occur as, for example, with fold-back characteristics, and secondary fuses trigger more reliably.

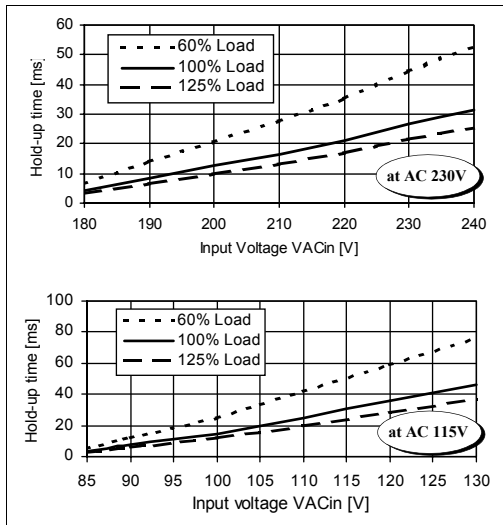
Output characteristic (typ.)



Efficiency (typ., at $V_{out}=36V$)



Hold-up time (min., at $V_{out}=36V$)



Specifications valid for 230 V AC input voltage, +25°C ambient temperature, and 5 min run-in time, unless otherwise stated. They are subject to change without prior notice

www.rockwellautomation.com

Corporate Headquarters

Rockwell Automation, 777 East Wisconsin Avenue, Suite 1400, Milwaukee, WI, 53204-5302 USA, Tel: (1) 414.212.5200, Fax: (1) 414.212.5201

Headquarters for Allen-Bradley Products, Rockwell Software Products and Global Manufacturing Solutions

Americas: Rockwell Automation, 1201 South Second Street, Milwaukee, WI 53204-2496 USA, Tel: (1) 414.382.2000, Fax: (1) 414.382.4444

Europe: Rockwell Automation SA/NV, Vorstlaan/Boulevard du Souverain 36-BP 3A/B, 1170 Brussels, Belgium, Tel: (32) 2 663 0600, Fax: (32) 2 663 0640

Asia Pacific: Rockwell Automation, 27/F Citicorp Centre, 18 Whitfield Road, Causeway Bay, Hong Kong, Tel: (852) 2887 4788, Fax: (852) 2508 1846

Headquarters for Dodge and Reliance Electric Products

Americas: Rockwell Automation, 6040 Ponders Court, Greenville, SC 29615-4617 USA, Tel: (1) 864.297.4800, Fax: (1) 864.281.2433

Europe: Rockwell Automation, Brühlstraße 22, D-74834 Elztal-Dallau, Germany, Tel: (49) 6261 9410, Fax: (49) 6261 1774

Asia Pacific: Rockwell Automation, 55 Newton Road, #11-01/02 Revenue House, Singapore 307987, Tel: (65) 351 6723, Fax: (65) 355 1733